

HMI_1 [KTP700 Basic PN]

HMI_1

General

Name

HMI_1

HMI_1 [KTP700 Basic PN]

Runtime settings

General

Start screen	vasche	Default template		Default style of the project	Enabled
Style of the HMI device	WinCC Dark V 1.0.1	Adapt font size to style	Enabled	Screen resolution	800, 480
Project ID	0	Logging language	Startup language		

Services

Sm@rtAccess or service: start Sm@rtServer	Disabled
---	----------

Screens

Bit selection for text and graphic lists	Off	User-defined pictogram size	Disabled	X,Y:	72, 51
Scrolling mode	Scroll bar				

Keyboard

Use screen keyboard	Enabled	Release button on exit	Disabled	Disable dialog window function keys	Disabled
---------------------	---------	------------------------	----------	-------------------------------------	----------

Alarms

Controller alarms

Buffer overflow	10 %	Acknowledgment group text	QGR	Use alarm class color	Disabled
Use help texts for system diagnostics	Enabled	System event duration	2 Seconds	PersistentAlarmBuffer	Enabled
Connection	HMI_Connection_1				

User administration

Enable limit for logon attempts	Enabled	Invalid logon attempts	3	Logon with password	Disabled
Group-specific rights	Disabled	Password aging	Disabled	Validity period	90
Warning period	7	Password generations	3	At least one special character	Disabled
At least one number	Disabled	Minimum password length	3		

Language & font

Preset runtime language	English (United States)
-------------------------	-------------------------

English (United States)

Runtime language	Enabled	Fixed font 1	Tahoma	Default font	Tahoma, 11 Pixel
Configured font 1					

Tag settings

Replace the separators on each sub-level of the path of the PLC tag:	Enabled	Compatibility mode: Set '_' between the PLC tags and the first-level element.	Disabled	Replace the '.' character if the name of the HMI tag is created from the PLC tag name	Enabled
Use '_' as the replacement character	Enabled	Use ';' as the replacement character	Disabled	Replace the characters '[' and ']' if the name of the HMI tag is created from the PLC tag name	Enabled
Use '{' and '}' as replacement characters	Enabled	Use '(' and ')' as replacement characters	Disabled		

Settings for the prefix 'PLC' in the HMI tag name

Connection	HMI_Connection_1	PLC name as prefix in the HMI tag name	Disabled
------------	------------------	--	----------

HMI_1 [KTP700 Basic PN] / Screens

corsi

Hardcopy of corsi

G-Tronic Robotics 12/31/20

Attestato di frequenza

**Campus estivo G-Tronic Robotics, in tema di:
Programmazione PLC Siemens con TIA Portal V17: 57-1200/1500**

300€ IVA compresa (se solo la didattica)
500€ IVA compresa (con convitto, 4 notti)

Eventuali notti aggiuntive saranno contabilizzate a parte

Ci sono sessioni tutta l'estate

E' possibile customizzare orari su richiesta e usare i week end.

Let's Program a PLC: edizione 2022 ISBN: 979-8792799011 Amazon
Libro per esercizi: ISBN-13 : 979-8419107106 ediz 2022 Amazon

Per informazione e iscrizione chiamare la segreteria **335 6204892**

TIA Portal V17

Corso programmazione PLC TIA Portal
segreteria: 3356204892
me: week end oppure serale 8:00-23
oppure serale 8:00-23

Corso programmazione PLC TIA Portal
segreteria: 3356204892
me: week end oppure serale 8:00-23
oppure serale 8:00-23

Corso programmazione PLC TIA Portal
segreteria: 3356204892
me: week end oppure serale 8:00-23
oppure serale 8:00-23

Corso programmazione PLC TIA Portal
segreteria: 3356204892
me: week end oppure serale 8:00-23
oppure serale 8:00-23

Corso programmazione PLC TIA Portal
segreteria: 3356204892
me: week end oppure serale 8:00-23
oppure serale 8:00-23

Corso programmazione PLC TIA Portal
segreteria: 3356204892
me: week end oppure serale 8:00-23
oppure serale 8:00-23

Corso programmazione PLC TIA Portal
segreteria: 3356204892
me: week end oppure serale 8:00-23
oppure serale 8:00-23

Corso programmazione PLC TIA Portal
segreteria: 3356204892
me: week end oppure serale 8:00-23
oppure serale 8:00-23

Corso programmazione PLC TIA Portal
segreteria: 3356204892
me: week end oppure serale 8:00-23
oppure serale 8:00-23

Corso programmazione PLC TIA Portal
segreteria: 3356204892
me: week end oppure serale 8:00-23
oppure serale 8:00-23

Corso programmazione PLC TIA Portal
segreteria: 3356204892
me: week end oppure serale 8:00-23
oppure serale 8:00-23

Corso programmazione PLC TIA Portal
segreteria: 3356204892
me: week end oppure serale 8:00-23
oppure serale 8:00-23

General					
Name	corsi	Background color	255, 255, 255	Grid color	0, 0, 0
Number	3	Template	Template_1	Tooltip	

Layers	
Active layer	0

Layer_0	Enabled
Layer_1	Enabled
Layer_2	Enabled
Layer_3	Enabled
Layer_4	Enabled
Layer_5	Enabled
Layer_6	Enabled
Layer_7	Enabled
Layer_8	Enabled
Layer_9	Enabled
Layer_10	Enabled
Layer_11	Enabled
Layer_12	Enabled
Layer_13	Enabled
Layer_14	Enabled
Layer_15	Enabled
Layer_16	Enabled
Layer_17	Enabled
Layer_18	Enabled
Layer_19	Enabled
Layer_20	Enabled
Layer_21	Enabled
Layer_22	Enabled
Layer_23	Enabled
Layer_24	Enabled
Layer_25	Enabled
Layer_26	Enabled
Layer_27	Enabled
Layer_28	Enabled
Layer_29	Enabled
Layer_30	Enabled
Layer_31	Enabled

Graphic view_1	
Type	Graphic view

Totally Integrated Automation Portal					
General					
Graphic	corsi-e-formazione-professionale-padova-corsi-PLC				
Appearance					
Background color	173, 174, 181	Background fill pattern	Transparent	Border width	0
Line style	Solid	Border color	0, 0, 0		
Layout					
X position	123	Y position	54	Width	601
Height	381	Fit embedded graphic object to screen size	Fit graphic to object size	Fit graphic to size	Stretch graphic
Fit object to contents	Disabled				
Miscellaneous					
Name	Graphic view_1	Layer	0 - Layer_0		

HMI_1 [KTP700 Basic PN] / Screens

libro

Hardcopy of libro



General					
Name	libro	Background color	255, 255, 255	Grid color	0, 0, 0
Number	2	Template	Template_1	Tooltip	

Layers	
Active layer	0

Layer_0	Enabled
Layer_1	Enabled
Layer_2	Enabled
Layer_3	Enabled
Layer_4	Enabled
Layer_5	Enabled
Layer_6	Enabled
Layer_7	Enabled
Layer_8	Enabled
Layer_9	Enabled
Layer_10	Enabled
Layer_11	Enabled
Layer_12	Enabled
Layer_13	Enabled
Layer_14	Enabled
Layer_15	Enabled
Layer_16	Enabled
Layer_17	Enabled
Layer_18	Enabled
Layer_19	Enabled
Layer_20	Enabled
Layer_21	Enabled
Layer_22	Enabled
Layer_23	Enabled
Layer_24	Enabled
Layer_25	Enabled
Layer_26	Enabled
Layer_27	Enabled
Layer_28	Enabled
Layer_29	Enabled
Layer_30	Enabled
Layer_31	Enabled

Graphic view_1	
Type	Graphic view

General					
----------------	--	--	--	--	--

Graphic	per-ITI-e-IPSA-ediz-2022				
----------------	--------------------------	--	--	--	--

Appearance					
-------------------	--	--	--	--	--

Background color	173, 174, 181	Background fill pattern	Transparent	Border width	0
-------------------------	---------------	--------------------------------	-------------	---------------------	---

Line style	Solid	Border color	0, 0, 0
-------------------	-------	---------------------	---------

Layout					
---------------	--	--	--	--	--

X position	165	Y position	54	Width	500
-------------------	-----	-------------------	----	--------------	-----

Height	377	Fit embedded graphic object to screen size	Fit graphic to object size	Fit graphic to size	Stretch graphic
---------------	-----	---	----------------------------	----------------------------	-----------------

Fit object to contents	Disabled
-------------------------------	----------

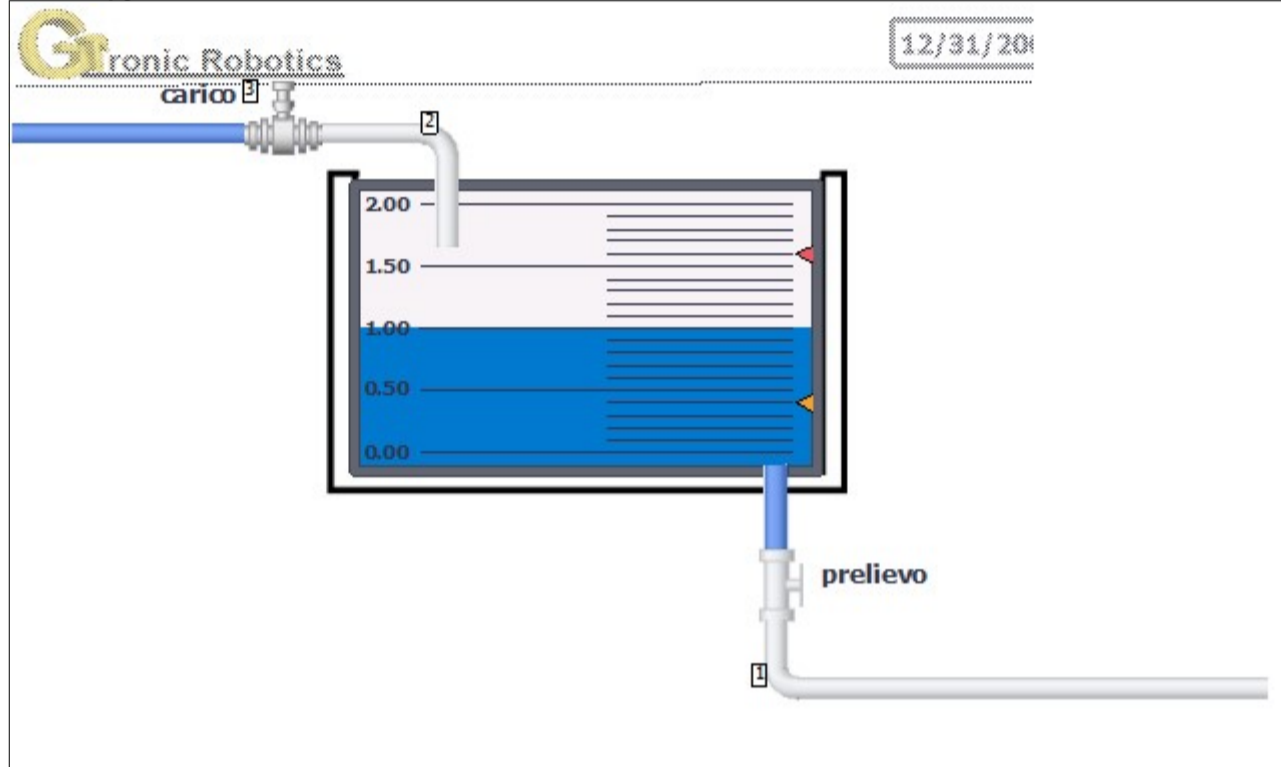
Miscellaneous					
----------------------	--	--	--	--	--

Name	Graphic view_1	Layer	0 - Layer_0
-------------	----------------	--------------	-------------

HMI_1 [KTP700 Basic PN] / Screens

vasche

Hardcopy of vasche



General					
Name	vasche	Background color	255, 255, 255	Grid color	0, 0, 0
Number	1	Template	Template_1	Tooltip	

Layers	
Active layer	0

Layer_0	Enabled
Layer_1	Enabled
Layer_2	Enabled
Layer_3	Enabled
Layer_4	Enabled
Layer_5	Enabled
Layer_6	Enabled
Layer_7	Enabled
Layer_8	Enabled
Layer_9	Enabled
Layer_10	Enabled
Layer_11	Enabled
Layer_12	Enabled
Layer_13	Enabled
Layer_14	Enabled
Layer_15	Enabled
Layer_16	Enabled
Layer_17	Enabled
Layer_18	Enabled
Layer_19	Enabled
Layer_20	Enabled
Layer_21	Enabled
Layer_22	Enabled
Layer_23	Enabled
Layer_24	Enabled
Layer_25	Enabled
Layer_26	Enabled
Layer_27	Enabled
Layer_28	Enabled
Layer_29	Enabled
Layer_30	Enabled
Layer_31	Enabled

Graphic view_1	
Type	Graphic view

Totally Integrated Automation Portal						
General						
Graphic	Graphic_1					
Appearance						
Background color	173, 174, 181	Background fill pattern	Transparent	Border width	0	
Line style	Solid	Border color	0, 0, 0			
Layout						
X position	180	Y position	99	Width	359	
Height	211	Fit embedded graphic object to screen size	Fit graphic to object size	Fit graphic to size	Stretch graphic	
Fit object to contents	Disabled					
Miscellaneous						
Name	Graphic view_1	Layer	0 - Layer_0			
Bar_1						
Type	Bar					
General						
Maximum value	2	Minimum value	0	Process value	0	
Appearance						
Foreground color	0, 121, 206	Segment coloring	Entire bar		Background color	247, 243, 247
Background fill pattern	Solid	Color of scale	49, 52, 74		Limit lines (layout)	Disabled
Limit marking (layout)	Enabled					
Border type						
Border width	7	Border color	66, 73, 82		Border background color	99, 101, 115
Line style	Double line		Corner radius (border)	4		
Scales						
Show scale	Enabled		Auto-scale	Disabled		
Large mark labeling	1	Scale gradation	0.5			
Label						
Show scale marks	Enabled		Show "+" for positive numbers	Disabled		
Double-lined scale label	Disabled		Unit			
Decimal places	2					
Layout						
X position	213	Y position	110	Width	296	
Height	186	Scale position	Left/up		Bar orientation	Top
Text format						
Font	Tahoma, 13px, style=Bold					
Limits/Ranges						
Color range high 2	239, 89, 99		Color range low 2	247, 162, 41		
Styles/Designs						
Use style/design	Disabled					
Style item appearance						
Miscellaneous						
Name	Bar_1	Layer	0 - Layer_0			
Dynamizations\Tag connection						
Property name	Process value	Tag	hmi variables_livello			
Graphic view_2						
Type	Graphic view					
General						
Graphic	Graphic_4					
Appearance						
Background color	173, 174, 181	Background fill pattern	Transparent	Border width	0	
Line style	Solid	Border color	0, 0, 0			
Layout						
X position	464	Y position	288	Width	30	
Height	54	Fit embedded graphic object to screen size	Fit graphic to object size	Fit graphic to size	Stretch graphic	
Fit object to contents	Disabled					
Miscellaneous						
Name	Graphic view_2	Layer	0 - Layer_0			
Graphic I/O field_1						
Type	Graphic I/O field					
General						
Process value	0	Bit number	0	Mode	Output	
Value status ON	1	Graphic ON			Graphic OFF	
Graphic list	valvola					
Appearance						
Background color	173, 174, 181	Background fill pattern	Transparent	Focus width	2	
Focus color	148, 182, 231	Border width	0	Line style	Solid	
Border color	0, 0, 0					
Layout						
X position	468	Y position	339	Width	28	
Height	48	Fit embedded graphic object to screen size	Fit graphic to object size	Fit graphic to size	Stretch graphic	
Fit object to contents	Disabled					

Totally Integrated Automation Portal					
Limits					
Color for High limit violated	239, 97, 99	Color for Low limit violated	255, 219, 41		
Miscellaneous					
Name	Graphic I/O field_1	Layer	0 - Layer_0	Tooltip	
Security					
Authorization		Allow operator control	Enabled		
Dynamizations\Tag connection					
Property name	Process value	Tag	hmi variables_valvola		
Graphic I/O field_2					
Type	Graphic I/O field				
General					
Process value	0	Bit number	0	Mode	Input/output
Value status ON	1	Graphic ON		Graphic OFF	
Graphic list	curva inferiore				
Appearance					
Background color	173, 174, 181	Background fill pattern	Transparent	Focus width	2
Focus color	148, 182, 231	Border width	0	Line style	Solid
Border color	0, 0, 0				
Layout					
X position	464	Y position	412	Width	30
Height	31	Fit embedded graphic object to screen size	Fit graphic to object size	Fit graphic to size	Stretch graphic
Fit object to contents	Disabled				
Limits					
Color for High limit violated	239, 97, 99	Color for Low limit violated	255, 219, 41		
Miscellaneous					
Name	Graphic I/O field_2	Layer	0 - Layer_0	Tooltip	
Security					
Authorization		Allow operator control	Enabled		
Dynamizations\Tag connection					
Property name	Process value	Tag	hmi variables_curva inferiore		
Graphic I/O field_3					
Type	Graphic I/O field				
General					
Process value	0	Bit number	0	Mode	Output
Value status ON	1	Graphic ON		Graphic OFF	
Graphic list	tubo inferiore orizzontale				
Appearance					
Background color	173, 174, 181	Background fill pattern	Transparent	Focus width	2
Focus color	148, 182, 231	Border width	0	Line style	Solid
Border color	0, 0, 0				
Layout					
X position	492	Y position	413	Width	294
Height	29	Fit embedded graphic object to screen size	Fit graphic to object size	Fit graphic to size	Stretch graphic
Fit object to contents	Disabled				
Limits					
Color for High limit violated	239, 97, 99	Color for Low limit violated	255, 219, 41		
Miscellaneous					
Name	Graphic I/O field_3	Layer	0 - Layer_0	Tooltip	
Security					
Authorization		Allow operator control	Enabled		
Dynamizations\Tag connection					
Property name	Process value	Tag	hmi variables_tubo orizzontale		
Graphic I/O field_4					
Type	Graphic I/O field				
General					
Process value	0	Bit number	0	Mode	Output
Value status ON	1	Graphic ON		Graphic OFF	
Graphic list	tubo inferiore verticale				
Appearance					
Background color	173, 174, 181	Background fill pattern	Transparent	Focus width	2
Focus color	148, 182, 231	Border width	0	Line style	Solid
Border color	0, 0, 0				
Layout					
X position	464	Y position	384	Width	30
Height	32	Fit embedded graphic object to screen size	Fit graphic to object size	Fit graphic to size	Stretch graphic
Fit object to contents	Disabled				
Limits					
Color for High limit violated	239, 97, 99	Color for Low limit violated	255, 219, 41		
Miscellaneous					
Name	Graphic I/O field_4	Layer	0 - Layer_0	Tooltip	

Totally Integrated Automation Portal					
Security					
Authorization		Allow operator control	Enabled		
Dynamizations\Tag connection					
Property name	Process value	Tag	hmi variables_tubo verticale		
Text field_1					
Type	Text field				
General					
Text	carico				
Appearance					
Background color	255, 255, 255	Background fill pattern	Transparent	Corner radius (border)	3
Foreground color	49, 52, 74	Border width	0	Line style	Double line
Border color	66, 73, 82	Border background color	99, 101, 115		
Layout					
X position	92	Y position	44	Width	53
Height	23	Left margin	3	Top margin	2
Right margin	2	Bottom margin	2	Fit object to contents	Enabled
Text format					
Font	Tahoma, 16px, style=Bold		Orientation	Horizontal	Horizontal alignment Left
Vertical alignment	Middle		Line break	Disabled	
Flashing					
Flashing	Disabled				
Styles/Designs					
Use style/design	Disabled		Style item appearance		
Miscellaneous					
Name	Text field_1	Layer	0 - Layer_0		
Text field_2					
Type	Text field				
General					
Text	prelievo				
Appearance					
Background color	255, 255, 255	Background fill pattern	Transparent	Corner radius (border)	3
Foreground color	49, 52, 74	Border width	0	Line style	Double line
Border color	66, 73, 82	Border background color	99, 101, 115		
Layout					
X position	505	Y position	344	Width	71
Height	23	Left margin	3	Top margin	2
Right margin	2	Bottom margin	2	Fit object to contents	Enabled
Text format					
Font	Tahoma, 16px, style=Bold		Orientation	Horizontal	Horizontal alignment Left
Vertical alignment	Middle		Line break	Disabled	
Flashing					
Flashing	Disabled				
Styles/Designs					
Use style/design	Disabled		Style item appearance		
Miscellaneous					
Name	Text field_2	Layer	0 - Layer_0		
Graphic view_3					
Type	Graphic view				
General					
Graphic	Graphic_7				
Appearance					
Background color	173, 174, 181	Background fill pattern	Transparent	Border width	0
Line style	Solid	Border color	0, 0, 0		
Layout					
X position	3	Y position	69	Width	145
Height	25	Fit embedded graphic object to screen size	Fit graphic to object size	Fit graphic to size	Stretch graphic
Fit object to contents	Disabled				
Miscellaneous					
Name	Graphic view_3	Layer	0 - Layer_0		
Graphic I/O field_5					
Type	Graphic I/O field				
General					
Process value	0	Bit number	0	Mode	Output
Value status ON	1	Graphic ON		Graphic OFF	
Graphic list	tubo inferiore verticale				
Appearance					
Background color	173, 174, 181	Background fill pattern	Transparent	Focus width	2
Focus color	148, 182, 231	Border width	0	Line style	Solid
Border color	0, 0, 0				
Layout					
X position	259	Y position	94	Width	30

Totally Integrated Automation Portal					
Height	58	Fit embedded graphic object to screen size	Fit graphic to object size	Fit graphic to size	Stretch graphic
Fit object to contents	Disabled				
Limits					
Color for High limit violated	239, 97, 99	Color for Low limit violated	255, 219, 41		
Miscellaneous					
Name	Graphic I/O field_5	Layer	0 - Layer_0	Tooltip	
Security					
Authorization		Allow operator control	Enabled		
Dynamizations\Tag connection					
Property name	Process value	Tag	hmi variables_tubo verticale sup		
Graphic I/O field_6					
Type	Graphic I/O field				
General					
Process value	0	Bit number	0	Mode	Output
Value status ON	1	Graphic ON		Graphic OFF	
Graphic list	tubo inferiore orizzontale				
Appearance					
Background color	173, 174, 181	Background fill pattern	Transparent	Focus width	2
Focus color	148, 182, 231	Border width	0	Line style	Solid
Border color	0, 0, 0				
Layout					
X position	189	Y position	68	Width	70
Height	26	Fit embedded graphic object to screen size	Fit graphic to object size	Fit graphic to size	Stretch graphic
Fit object to contents	Disabled				
Limits					
Color for High limit violated	239, 97, 99	Color for Low limit violated	255, 219, 41		
Miscellaneous					
Name	Graphic I/O field_6	Layer	0 - Layer_0	Tooltip	
Security					
Authorization		Allow operator control	Enabled		
Dynamizations\Tag connection					
Property name	Process value	Tag	"hmi variables_tubo orizzontale sup."		
Graphic I/O field_7					
Type	Graphic I/O field				
General					
Process value	0	Bit number	0	Mode	Input/output
Value status ON	1	Graphic ON		Graphic OFF	
Graphic list	curva superiore				
Appearance					
Background color	173, 174, 181	Background fill pattern	Transparent	Focus width	2
Focus color	148, 182, 231	Border width	0	Line style	Solid
Border color	0, 0, 0				
Layout					
X position	258	Y position	67	Width	31
Height	28	Fit embedded graphic object to screen size	Fit graphic to object size	Fit graphic to size	Stretch graphic
Fit object to contents	Disabled				
Limits					
Color for High limit violated	239, 97, 99	Color for Low limit violated	255, 219, 41		
Miscellaneous					
Name	Graphic I/O field_7	Layer	0 - Layer_0	Tooltip	
Security					
Authorization		Allow operator control	Enabled		
Dynamizations\Tag connection					
Property name	Process value	Tag	hmi variables_curva sup		
Graphic I/O field_8					
Type	Graphic I/O field				
General					
Process value	0	Bit number	0	Mode	Input/output
Value status ON	1	Graphic ON		Graphic OFF	
Graphic list	valvola carico				
Appearance					
Background color	173, 174, 181	Background fill pattern	Transparent	Focus width	2
Focus color	148, 182, 231	Border width	0	Line style	Solid
Border color	0, 0, 0				
Layout					
X position	146	Y position	47	Width	50
Height	48	Fit embedded graphic object to screen size	Fit graphic to object size	Fit graphic to size	Stretch graphic
Fit object to contents	Disabled				

Limits			
---------------	--	--	--

Color for High limit violated	239, 97, 99	Color for Low limit violated	255, 219, 41
--------------------------------------	-------------	-------------------------------------	--------------

Miscellaneous			
----------------------	--	--	--

Name	Graphic I/O field_8	Layer	0 - Layer_0	Tooltip	
-------------	---------------------	--------------	-------------	----------------	--

Security			
-----------------	--	--	--

Authorization		Allow operator control	Enabled
----------------------	--	-------------------------------	---------

Dynamizations\Tag connection			
-------------------------------------	--	--	--

Property name	Process value	Tag	hmi variables_valvola di carico
----------------------	---------------	------------	---------------------------------

HMI_1 [KTP700 Basic PN] / Screen management / Templates

Template_1

Hardcopy of Template_1



General

Name	Template_1	Background color	181, 182, 181	Grid color	0, 0, 0
Tab sequence in foreground	Enabled				

Layers

Active layer	0
Layer_0	Enabled
Layer_1	Enabled
Layer_2	Enabled
Layer_3	Enabled
Layer_4	Enabled
Layer_5	Enabled
Layer_6	Enabled
Layer_7	Enabled
Layer_8	Enabled
Layer_9	Enabled
Layer_10	Enabled
Layer_11	Enabled
Layer_12	Enabled
Layer_13	Enabled
Layer_14	Enabled
Layer_15	Enabled
Layer_16	Enabled
Layer_17	Enabled
Layer_18	Enabled
Layer_19	Enabled
Layer_20	Enabled
Layer_21	Enabled
Layer_22	Enabled
Layer_23	Enabled
Layer_24	Enabled
Layer_25	Enabled
Layer_26	Enabled
Layer_27	Enabled
Layer_28	Enabled
Layer_29	Enabled
Layer_30	Enabled
Layer_31	Enabled

Template_Line_1

Type	Line
-------------	------

Appearance					
Line width	1	Line style	Solid	Color	24, 28, 49
Background color	255, 255, 255	Fill pattern	Transparent	Line-start style	Default
Line-end style	Default	Line-end shape	Flush		
Layout					
X position	5	Y position	47	Width	794
Height	4	Line start X position	5	Line start Y position	51
Line end X position	799	Line end Y position	47		
Styles/Designs					
Use style/design	Disabled	Style item appearance			
Miscellaneous					
Name	Template_Line_1	Layer	0 - Layer_0		

Template_Line_2					
Type	Line				
Appearance					
Line width	1	Line style	Solid	Color	24, 28, 49
Background color	255, 255, 255	Fill pattern	Transparent	Line-start style	Default
Line-end style	Default	Line-end shape	Flush		
Layout					
X position	5	Y position	433	Width	789
Height	5	Line start X position	5	Line start Y position	438
Line end X position	794	Line end Y position	433		
Styles/Designs					
Use style/design	Disabled	Style item appearance			
Miscellaneous					
Name	Template_Line_2	Layer	0 - Layer_0		

Template_Date/time field_1						
Type	Date/time field					
General						
Display system time	Enabled	Process value		Show date	Enabled	
Show time	Enabled	Mode	Output			
Appearance						
Foreground color	49, 52, 74	Background color	255, 255, 255	Background fill pattern	Solid	
Corner radius (border)	3	Border width	4	Line style	Double line	
Border color	66, 73, 82	Border background color	99, 101, 115			
Layout						
X position	550	Y position	9	Width	219	
Height	32	Left margin	3	Top margin	2	
Right margin	2	Bottom margin	2	Fit object to contents	Enabled	
Text format						
Font	Tahoma, 16px, style=Bold		Orientation	Horizontal	Horizontal alignment	Left
Vertical alignment	Middle					
Styles/Designs						
Use style/design	Disabled	Style item appearance				
Miscellaneous						
Name	Template_Date/time field_1	Layer	0 - Layer_0	Tooltip		
Security						
Authorization		Allow operator control	Enabled			

Softkey_F2					
Type	Function key				
General					
Key code	221	Global assignment	Disabled	Graphic	
Authorization		LED tag		Bit in the LED tag	0

Dynamizations\Event					
Event name	Press key				

Function list\ActivateScreen					
Screen name	libro	Object number	0		

Softkey_F1					
Type	Function key				
General					
Key code	220	Global assignment	Disabled	Graphic	
Authorization		LED tag		Bit in the LED tag	0

Dynamizations\Event					
Event name	Press key				

Function list\ActivateScreen					
Screen name	vasche	Object number	0		

Softkey_F3					
Type	Function key				

Totally Integrated Automation Portal							
General							
Key code	222	Global assignment	Disabled	Graphic			
Authorization		LED tag		Bit in the LED tag	0		
Dynamizations\Event							
Event name		Press key					
Function list\ActivateScreen							
Screen name		corsi	Object number		0		
Group							
Type	Group						
Layout							
X position	10	Y position	420	Width	76		
Height	60						
Miscellaneous							
Name	Group	Layer	0 - Layer_0				
Template_Graphic view_1							
Type	Graphic view						
General							
Graphic	EV						
Appearance							
Background color	173, 174, 181	Background fill pattern	Transparent	Border width	0		
Line style	Solid	Border color	0, 0, 0				
Layout							
X position	23	Y position	439	Width	50		
Height	41	Fit embedded graphic object to screen size	Fit graphic to object size	Fit graphic to size	Stretch graphic		
Fit object to contents	Disabled						
Miscellaneous							
Name	Template_Graphic view_1	Layer	0 - Layer_0				
Template_Button_1							
Type	Button						
General							
Mode	Text	Hotkey	None		Text OFF		
Text ON	vasche	Text list			Graphic OFF		
Graphic ON		Graphic list			Process value		
Bit number	0						
Appearance							
Background color	99, 101, 115	Background fill pattern	Transparent	Corner radius (border)	3		
Foreground color	255, 255, 255	Border width	0		Line style	Solid	
Border color	66, 73, 82	Border background color	107, 105, 107				
Fill pattern							
Background color gradient (fill pattern)	99, 101, 115	Gradient 1 (fill pattern)	Enabled	Color gradient 1 (fill pattern)	132, 134, 140		
Offset gradient 1 (fill pattern)	15	Gradient 2 (fill pattern)	Enabled	Color gradient 2 (fill pattern)	90, 89, 99		
Offset gradient 2 (fill pattern)	15						
Design							
Focus width	2		Focus color	148, 182, 231			
Layout							
X position	10	Y position	420	Width	76		
Height	58	Fit graphic to size	Stretch graphic				
Vertical alignment of the graphic	Middle	Fit object to contents	Disabled		Horizontal alignment of the graphic	Centered	
Margin top text (layout)	0	Margin right text (layout)	0	Margin bottom text (layout)	0		
Margin left graphic (layout)	0	Margin top graphic (layout)	0	Margin right graphic (layout)	0		
Margin bottom graphic (layout)	0						
Text format							
Font	Tahoma, 16px, style=Bold		Orientation	Horizontal		Horizontal alignment of the text	Centered
Vertical alignment of the text	Middle						
Styles/Designs							
Use style/design	Disabled		Style item appearance				
Miscellaneous							
Name	Template_Button_1	Layer	0 - Layer_0		Tooltip		
Security							
Authorization		Allow operator control	Enabled				
Dynamizations\Event							
Event name		Click					

Function list\ActivateScreen

Screen name	vasche	Object number	0
-------------	--------	---------------	---

Group_1

Type	Group		
Layout			
X position	122	Y position	425
Height	53	Width	53
Miscellaneous			
Name	Group_1	Layer	0 - Layer_0

Template_Graphic view_2

Type	Graphic view		
General			
Graphic	doc		
Appearance			
Background color	173, 174, 181	Background fill pattern	Transparent
Line style	Solid	Border width	0
Layout		Border color	0, 0, 0
X position	124	Y position	440
Height	38	Width	51
Fit embedded graphic object to screen size	Fit graphic to object size	Fit graphic to size	Stretch graphic
Fit object to contents	Disabled		
Miscellaneous			
Name	Template_Graphic view_2	Layer	0 - Layer_0

Template_Button_2

Type	Button		
General			
Mode	Text	Hotkey	None
Text ON	libro	Text OFF	
Graphic ON		Graphic OFF	
Bit number	0	Graphic list	
Appearance			
Background color	99, 101, 115	Background fill pattern	Transparent
Foreground color	255, 255, 255	Corner radius (border)	3
Border color	66, 73, 82	Border width	0
Fill pattern		Border background color	107, 105, 107
Background color gradient (fill pattern)	99, 101, 115	Color gradient 1 (fill pattern)	132, 134, 140
Offset gradient 1 (fill pattern)	15	Color gradient 2 (fill pattern)	90, 89, 99
Offset gradient 2 (fill pattern)	15		
Design			
Focus width	2	Focus color	148, 182, 231
Layout			
X position	122	Y position	425
Height	50	Width	50
Vertical alignment of the graphic	Middle	Fit graphic to size	Stretch graphic
Margin top text (layout)	0	Horizontal alignment of the graphic	Centered
Margin left graphic (layout)	0	Fit object to contents	Disabled
Margin bottom graphic (layout)	0	Margin left text (layout)	0
Text format		Margin right text (layout)	0
Font	Tahoma, 16px, style=Bold	Margin top graphic (layout)	0
Vertical alignment of the text	Middle	Margin right graphic (layout)	0
Styles/Designs			
Use style/design	Disabled	Style item appearance	
Miscellaneous			
Name	Template_Button_2	Layer	0 - Layer_0
Security		Tooltip	
Authorization		Allow operator control	Enabled

Dynamizations\Event

Event name	Click
------------	-------

Function list\ActivateScreen

Screen name	libro	Object number	0
-------------	-------	---------------	---

Group_2

Type	Group		
Layout			
X position	221	Y position	432
Height		Width	69

Totally Integrated Automation Portal					
Height		46			
Miscellaneous					
Name	Group_2	Layer	0 - Layer_0		
Template_Graphic view_3					
Type	Graphic view				
General					
Graphic	traning-1-1				
Appearance					
Background color	173, 174, 181	Background fill pattern	Transparent	Border width	0
Line style	Solid	Border color	0, 0, 0		
Layout					
X position	221	Y position	439	Width	57
Height	39	Fit embedded graphic object to screen size	Fit graphic to object size	Fit graphic to size	Stretch graphic
Fit object to contents	Disabled				
Miscellaneous					
Name	Template_Graphic view_3	Layer	0 - Layer_0		
Template_Button_3					
Type	Button				
General					
Mode	Text	Hotkey	None		Text OFF
Text ON	corsi	Text list			Graphic OFF
Graphic ON		Graphic list			Process value
Bit number	0				
Appearance					
Background color	99, 101, 115	Background fill pattern	Transparent	Corner radius (border)	3
Foreground color	255, 255, 255	Border width	0	Line style	Solid
Border color	66, 73, 82	Border background color	107, 105, 107		
Fill pattern					
Background color gradient (fill pattern)	99, 101, 115	Gradient 1 (fill pattern)	Enabled	Color gradient 1 (fill pattern)	132, 134, 140
Offset gradient 1 (fill pattern)	15	Gradient 2 (fill pattern)	Enabled	Color gradient 2 (fill pattern)	90, 89, 99
Offset gradient 2 (fill pattern)	15				
Design					
Focus width	2	Focus color	148, 182, 231		
Layout					
X position	225	Y position	432	Width	65
Height	44	Fit graphic to size	Stretch graphic	Horizontal alignment of the graphic	Centered
Vertical alignment of the graphic	Middle	Fit object to contents	Disabled		
Margin top text (layout)	0	Margin right text (layout)	0	Margin bottom text (layout)	0
Margin left graphic (layout)	0	Margin top graphic (layout)	0	Margin right graphic (layout)	0
Margin bottom graphic (layout)	0				
Text format					
Font	Tahoma, 16px, style=Bold	Orientation	Horizontal		Horizontal alignment of the text
Vertical alignment of the text	Middle				
Styles/Designs					
Use style/design	Disabled		Style item appearance		
Miscellaneous					
Name	Template_Button_3	Layer	0 - Layer_0	Tooltip	
Security					
Authorization		Allow operator control	Enabled		
Dynamizations\Event					
Event name	Click				
Function list\ActivateScreen					
Screen name	corsi	Object number	0		
Template_Graphic view_4					
Type	Graphic view				
General					
Graphic	G-Tronic				
Appearance					
Background color	173, 174, 181	Background fill pattern	Transparent	Border width	0
Line style	Solid	Border color	0, 0, 0		
Layout					
X position	5	Y position	3	Width	206
Height	45	Fit embedded graphic object to screen size	Fit graphic to object size	Fit graphic to size	Stretch graphic

Fit object to contents Disabled

Miscellaneous

Name	Template_Graphic view_4	Layer	0 - Layer_0
------	-------------------------	-------	-------------

HMI_1 [KTP700 Basic PN] / Screen management

Global screen

Hardcopy of Global screen



General

Name	Global screen	Background color	181, 182, 181	Grid color	0, 0, 0
------	---------------	------------------	---------------	------------	---------

HMI_1 [KTP700 Basic PN] / HMI tags

Default tag table [9]

hmi variables_livello

General					
Name	hmi variables_livello	Connection	HMI_Connection_1	Data type	Real
Array elements	0	Length	4	Address	
Access mode	<symbolic access>	PLC tag	"hmi variables".livello	Coding	IEEE754
PLC name	PLC_1				
Settings					
Acquisition cycle	100 ms	Acquisition mode	Cyclic in operation		
Limits					
Upper 2		Lower 2			
Linear scaling					
Linear scaling	Disabled	PLC value range end value	10	PLC value range start value	0
HMI device value range end value	100	HMI device value range start value	0		
Values					
ID tag		Start value			
Comment					
Comment		Source comment			
Multiplexing					
Multiplexing	Disabled	Index tag			

hmi variables_valvola

General					
Name	hmi variables_valvola	Connection	HMI_Connection_1	Data type	Bool
Array elements	0	Length	1	Address	
Access mode	<symbolic access>	PLC tag	"hmi variables".valvola	Coding	Binary
PLC name	PLC_1				
Settings					
Acquisition cycle	100 ms	Acquisition mode	Cyclic in operation		
Limits					
Upper 2		Lower 2			
Linear scaling					
Linear scaling	Disabled	PLC value range end value	10	PLC value range start value	0
HMI device value range end value	100	HMI device value range start value	0		
Values					
ID tag		Start value			
Comment					
Comment		Source comment			
Multiplexing					
Multiplexing	Disabled	Index tag			

hmi variables_tubo orizzontale

General					
Name	hmi variables_tubo orizzontale	Connection	HMI_Connection_1	Data type	Bool
Array elements	0	Length	1	Address	
Access mode	<symbolic access>	PLC tag	"hmi variables"."tubo orizzontale"	Coding	Binary
PLC name	PLC_1				
Settings					
Acquisition cycle	100 ms	Acquisition mode	Cyclic in operation		
Limits					
Upper 2		Lower 2			
Linear scaling					
Linear scaling	Disabled	PLC value range end value	10	PLC value range start value	0
HMI device value range end value	100	HMI device value range start value	0		
Values					
ID tag		Start value			
Comment					
Comment		Source comment			
Multiplexing					
Multiplexing	Disabled	Index tag			

hmi variables_curva inferiore

General					
Name	hmi variables_curva inferiore	Connection	HMI_Connection_1	Data type	Bool
Array elements	0	Length	1	Address	
Access mode	<symbolic access>	PLC tag	"hmi variables"."curva inferiore"	Coding	Binary
PLC name	PLC_1				
Settings					
Acquisition cycle	100 ms	Acquisition mode	Cyclic in operation		
Limits					
Upper 2		Lower 2			
Linear scaling					
Linear scaling	Disabled	PLC value range end value	10	PLC value range start value	0

HMI device value range end value	100	HMI device value range start value	0
Values			
ID tag		Start value	
Comment			
Comment		Source comment	
Multiplexing			
Multiplexing	Disabled	Index tag	

hmi variables_tubo verticale

General					
Name	hmi variables_tubo verticale	Connection	HMI_Connection_1	Data type	Bool
Array elements	0	Length	1	Address	
Access mode	<symbolic access>	PLC tag	"hmi variables"."tubo verticale"	Coding	Binary
PLC name	PLC_1				
Settings					
Acquisition cycle	100 ms	Acquisition mode	Cyclic in operation		
Limits					
Upper 2		Lower 2			
Linear scaling					
Linear scaling	Disabled	PLC value range end value	10	PLC value range start value	0
HMI device value range end value	100	HMI device value range start value	0		
Values					
ID tag		Start value			
Comment					
Comment		Source comment			
Multiplexing					
Multiplexing	Disabled	Index tag			

hmi variables_tubo verticale sup

General					
Name	hmi variables_tubo verticale sup	Connection	HMI_Connection_1	Data type	Bool
Array elements	0	Length	1	Address	
Access mode	<symbolic access>	PLC tag	"hmi variables"."tubo verticale sup"	Coding	Binary
PLC name	PLC_1				
Settings					
Acquisition cycle	100 ms	Acquisition mode	Cyclic in operation		
Limits					
Upper 2		Lower 2			
Linear scaling					
Linear scaling	Disabled	PLC value range end value	10	PLC value range start value	0
HMI device value range end value	100	HMI device value range start value	0		
Values					
ID tag		Start value			
Comment					
Comment		Source comment			
Multiplexing					
Multiplexing	Disabled	Index tag			

hmi variables_curva sup

General					
Name	hmi variables_curva sup	Connection	HMI_Connection_1	Data type	Bool
Array elements	0	Length	1	Address	
Access mode	<symbolic access>	PLC tag	"hmi variables"."curva sup"	Coding	Binary
PLC name	PLC_1				
Settings					
Acquisition cycle	100 ms	Acquisition mode	Cyclic in operation		
Limits					
Upper 2		Lower 2			
Linear scaling					
Linear scaling	Disabled	PLC value range end value	10	PLC value range start value	0
HMI device value range end value	100	HMI device value range start value	0		
Values					
ID tag		Start value			
Comment					
Comment		Source comment			
Multiplexing					
Multiplexing	Disabled	Index tag			

hmi variables_tubo orizzontale sup.

General					
Name	hmi variables_tubo orizzontale sup.	Connection	HMI_Connection_1	Data type	Bool
Array elements	0	Length	1	Address	
Access mode	<symbolic access>	PLC tag	"hmi variables"."tubo orizzontale sup."	Coding	Binary
PLC name	PLC_1				
Settings					
Acquisition cycle	100 ms	Acquisition mode	Cyclic in operation		
Limits					
Upper 2		Lower 2			

Linear scaling					
Linear scaling	Disabled	PLC value range end value	10	PLC value range start value	0
HMI device value range end value	100	HMI device value range start value	0		
Values					
ID tag		Start value			
Comment					
Comment		Source comment			
Multiplexing					
Multiplexing	Disabled	Index tag			

hmi variables_valvola di carico

General					
Name	hmi variables_valvola di carico	Connection	HMI_Connection_1	Data type	Bool
Array elements	0	Length	1	Address	
Access mode	<symbolic access>	PLC tag	"hmi variables"."valvola di carico"	Coding	Binary
PLC name	PLC_1				
Settings					
Acquisition cycle	100 ms	Acquisition mode	Cyclic in operation		
Limits					
Upper 2		Lower 2			
Linear scaling					
Linear scaling	Disabled	PLC value range end value	10	PLC value range start value	0
HMI device value range end value	100	HMI device value range start value	0		
Values					
ID tag		Start value			
Comment					
Comment		Source comment			
Multiplexing					
Multiplexing	Disabled	Index tag			

HMI_1 [KTP700 Basic PN]

Connections

HMI_Connection_1

Name	HMI_Connection_1	Communication driver	SIMATIC S7 1200	Comment	
Online	Enabled	Station	S7-1200 station_1	Partner	PLC_1
Node	CPU 1214C DC/DC/DC, PROFINET interface (R0/S1)	HMI time synchronization mode	None		

Parameter

HMI device					
Interface	PROFINET (X1)	Address	192.168.0.7	Access point	S7ONLINE
PLC					
Address	192.168.0.8				

HMI_1 [KTP700 Basic PN] / HMI alarms

Discrete alarms

This folder is empty.

HMI_1 [KTP700 Basic PN] / HMI alarms

Analog alarms

This folder is empty.

HMI_1 [KTP700 Basic PN] / HMI alarms

Alarm groups

Alarm_group_1

Subtype	Alarm group		
General			
Name	Alarm_group_1	ID	1

Alarm_group_10

Subtype	Alarm group		
General			
Name	Alarm_group_10	ID	10

Alarm_group_11

Subtype	Alarm group		
General			
Name	Alarm_group_11	ID	11

Alarm_group_12

Subtype	Alarm group		
General			
Name	Alarm_group_12	ID	12

Alarm_group_13

Subtype	Alarm group		
General			
Name	Alarm_group_13	ID	13

Alarm_group_14

Subtype	Alarm group		
General			
Name	Alarm_group_14	ID	14

Alarm_group_15

Subtype	Alarm group		
General			
Name	Alarm_group_15	ID	15

Alarm_group_16

Subtype	Alarm group		
General			
Name	Alarm_group_16	ID	16

Alarm_group_2

Subtype	Alarm group		
General			
Name	Alarm_group_2	ID	2

Alarm_group_3

Subtype	Alarm group		
General			
Name	Alarm_group_3	ID	3

Alarm_group_4

Subtype	Alarm group		
General			
Name	Alarm_group_4	ID	4

Alarm_group_5

Subtype	Alarm group		
General			
Name	Alarm_group_5	ID	5

Alarm_group_6

Subtype	Alarm group		
General			
Name	Alarm_group_6	ID	6

Alarm_group_7

Subtype	Alarm group		
General			
Name	Alarm_group_7	ID	7

Alarm_group_8

Subtype	Alarm group		
General			
Name	Alarm_group_8	ID	8

Alarm_group_9

Subtype	Alarm group		
General			
Name	Alarm_group_9	ID	9

HMI_1 [KTP700 Basic PN] / HMI alarms

Alarm classes

Acknowledgement

General					
Name	Acknowledgement	Display name	A	ID	33
Common alarm class	Acknowledgement	Alarm log	<No log>		
Acknowledgment					
State machine	Alarm with single-mode acknowledgment				
State texts					
Text for "Incoming"	I	Text for "Outgoing"	O	Text for "Acknowledged"	A
Colors					
Background "Incoming/Acknowledged"	255, 255, 255	Background "Incoming"	255, 0, 0	Background "Incoming/Outgoing/Acknowledged"	255, 255, 255
Background "Incoming/Outgoing"	255, 0, 0				

Errors

General					
Name	Errors	Display name	!	ID	1
Common alarm class	<No alarm class>	Alarm log	<No log>		
Acknowledgment					
State machine	Alarm with single-mode acknowledgment				
State texts					
Text for "Incoming"	I	Text for "Outgoing"	O	Text for "Acknowledged"	A
Colors					
Background "Incoming/Acknowledged"	255, 255, 255	Background "Incoming"	255, 0, 0	Background "Incoming/Outgoing/Acknowledged"	255, 255, 255
Background "Incoming/Outgoing"	255, 0, 0				

No Acknowledgement

General					
Name	No Acknowledgement	Display name	NA	ID	34
Common alarm class	No Acknowledgement	Alarm log	<No log>		
Acknowledgment					
State machine	Alarm without acknowledgment				
State texts					
Text for "Incoming"	I	Text for "Outgoing"	O	Text for "Acknowledged"	A
Colors					
Background "Incoming/Acknowledged"	255, 255, 255	Background "Incoming"	255, 0, 0	Background "Incoming/Outgoing/Acknowledged"	255, 255, 255
Background "Incoming/Outgoing"	255, 0, 0				

System

General					
Name	System	Display name	\$	ID	3
Common alarm class	<No alarm class>	Alarm log	<No log>		
Acknowledgment					
State machine	Alarm without acknowledgment				
State texts					
Text for "Incoming"	I	Text for "Outgoing"	O	Text for "Acknowledged"	A
Colors					
Background "Incoming/Acknowledged"	255, 255, 255	Background "Incoming"	255, 255, 255	Background "Incoming/Outgoing/Acknowledged"	255, 255, 255
Background "Incoming/Outgoing"	255, 255, 255				

Warnings

General					
Name	Warnings	Display name		ID	2
Common alarm class	<No alarm class>	Alarm log	<No log>		
Acknowledgment					
State machine	Alarm without acknowledgment				
State texts					
Text for "Incoming"	I	Text for "Outgoing"	O	Text for "Acknowledged"	A
Colors					
Background "Incoming/Acknowledged"	255, 255, 255	Background "Incoming"	255, 255, 255	Background "Incoming/Outgoing/Acknowledged"	255, 255, 255
Background "Incoming/Outgoing"					

Totally Integrated Automation Portal		
--------------------------------------	--	--

Background "Incoming/Outgoing"	255, 255, 255
--------------------------------	---------------

--	--	--

HMI_1 [KTP700 Basic PN] / HMI alarms

System events

This folder is empty.

HMI_1 [KTP700 Basic PN]

Recipes

This folder is empty.

HMI_1 [KTP700 Basic PN] / Historical data

Datalogs

This folder is empty.

HMI_1 [KTP700 Basic PN] / Historical data

AlarmLogs

This folder is empty.

HMI_1 [KTP700 Basic PN]

Scheduled tasks

This folder is empty.

HMI_1 [KTP700 Basic PN] / Text and graphic lists

Text lists

This folder is empty.

HMI_1 [KTP700 Basic PN] / Text and graphic lists

Graphic lists


curva inferiore

Name	List range	Value/Range	Comment
curva inferiore			

Value: 0

Graphic: Graphic_2	
Entry type	Single value


Value: 1

Graphic: Graphic_3	
Entry type	Single value


curva superiore

Name	List range	Value/Range	Comment
curva superiore			

Value: 0

Graphic: Graphic_15	
Entry type	Single value

Value: 1

Graphic: Graphic_16	
Entry type	Single value

tubo inferiore orizzontale

Name	List range	Value/Range	Comment
tubo inferiore orizzontale			

Value: 0

Graphic: Graphic_6	
Entry type	Single value


Value: 1

Graphic: Graphic_7	
Entry type	Single value

tubo inferiore verticale

Name	List range	Value/Range	Comment
tubo inferiore verticale			

Value: 0

Graphic: Graphic_5	
Entry type	Single value

Value: 1

Graphic: Graphic_4	
Entry type	Single value

valvola

Name	List range	Value/Range	Comment
valvola			

Value: 0

Graphic: Graphic_8	
Entry type	Single value

Value: 1

Graphic: Graphic_9



Entry type

Single value

valvola carico

Name	List range	Value/Range	Comment
valvola carico			

Value: 0

Graphic: Graphic_12



Entry type

Single value

Value: 1

Graphic: Graphic_13



Entry type

Single value

HMI_1 [KTP700 Basic PN] / User administration

User

Administrator

General			
Name	Administrator	Number	1
Automatic logoff			
Automatic logoff	Enabled	Logoff time	5
Comment			
Comment	The user 'Administrator' is assigned to the 'Administrator' group.		
Groups			
Groups	Administrator group;		

HMI_1 [KTP700 Basic PN] / User administration

Groups

Administrator group

General					
Name	Administrator group	Display name	Administrator group	Number	1
Password aging	Disabled				
Comment					
Comment	The 'Administrator' group is initially granted all rights.				
Authorizations					
Authorizations	User administration; Monitor; Operate;				

Users

General					
Name	Users	Display name	Users	Number	2
Password aging	Disabled				
Comment					
Comment	The 'Users' group is initially granted 'Operating' rights.				
Authorizations					
Authorizations	Operate;				

HMI_1 [KTP700 Basic PN] / User administration

Authorizations

Monitor

General			
Name	Monitor	Authorization	Monitor
Authorization number	2		
Comment			
Comment	'Monitor' authorization.		

Operate

General			
Name	Operate	Authorization	Operate
Authorization number	3		
Comment			
Comment	'Operate' authorization.		

User administration

General			
Name	User administration	Authorization	User administration
Authorization number	1		
Comment			
Comment	Authorization 'User administration' for managing users in the user view in Runtime.		