

HMI_1 [KTP700 Basic PN]

HMI_1

General

Name

HMI_1

HMI_1 [KTP700 Basic PN]

Runtime settings

General

Start screen	home	Default template		Default style of the project	Enabled
Style of the HMI device	WinCC Dark V 1.0.1	Adapt font size to style	Enabled	Screen resolution	800, 480
Project ID	0	Logging language	Startup language		

Services

Sm@rtAccess or service: start Sm@rtServer	Disabled
---	----------

Screens

Bit selection for text and graphic lists	Off	User-defined pictogram size	Disabled	X,Y:	72, 51
Scrolling mode	Scroll bar				

Keyboard

Use screen keyboard	Enabled	Release button on exit	Disabled	Disable dialog window function keys	Disabled
---------------------	---------	------------------------	----------	-------------------------------------	----------

Alarms

Controller alarms

Buffer overflow	10 %	Acknowledgment group text	QGR	Use alarm class color	Disabled
Use help texts for system diagnostics	Enabled	System event duration	2 Seconds	PersistentAlarmBuffer	Enabled
Connection	HMI_Connection_1				

User administration

Enable limit for logon attempts	Enabled	Invalid logon attempts	3	Logon with password	Disabled
Group-specific rights	Disabled	Password aging	Disabled	Validity period	90
Warning period	7	Password generations	3	At least one special character	Disabled
At least one number	Disabled	Minimum password length	3		

Language & font

Preset runtime language	English (United States)
-------------------------	-------------------------

English (United States)

Runtime language	Enabled	Fixed font 1	Tahoma	Default font	Tahoma, 11 Pixel
Configured font 1					

Tag settings

Replace the separators on each sub-level of the path of the PLC tag:	Enabled	Compatibility mode: Set '_' between the PLC tags and the first-level element.	Disabled	Replace the '.' character if the name of the HMI tag is created from the PLC tag name	Enabled
Use '_' as the replacement character	Enabled	Use ';' as the replacement character	Disabled	Replace the characters '[' and ']' if the name of the HMI tag is created from the PLC tag name	Enabled
Use '{' and '}' as replacement characters	Enabled	Use '(' and ')' as replacement characters	Disabled		

Settings for the prefix 'PLC' in the HMI tag name

Connection	HMI_Connection_1	PLC name as prefix in the HMI tag name	Disabled
------------	------------------	--	----------

HMI_1 [KTP700 Basic PN] / Screens

book

Hardcopy of book



12/31/2

Terza edizione 2022

ottimizzato per ITS, ITI, IPSIA

<https://www.amazon.it/dp/B09HFZLF4V>

ISBN-13 : 979-8486336553

specifico per la formazione dei docenti

Riporta 30 anni di esperienza dell'autore sia in campo che in cattedra.

Adottato ai corsi di automazione di Padova

Tipologia corsi:

- 1) Tre week end
- 2) Campus 5 giornate
- 3) Serale, 13 lezioni dalle 20:00 alla 23:00

General

Name	book	Background color	255, 255, 255	Grid color	0, 0, 0
Number	3	Template	Template_1	Tooltip	

Layers

Active layer	0
---------------------	---

Layer_0	Enabled
Layer_1	Enabled
Layer_2	Enabled
Layer_3	Enabled
Layer_4	Enabled
Layer_5	Enabled
Layer_6	Enabled
Layer_7	Enabled
Layer_8	Enabled
Layer_9	Enabled
Layer_10	Enabled
Layer_11	Enabled
Layer_12	Enabled
Layer_13	Enabled
Layer_14	Enabled
Layer_15	Enabled
Layer_16	Enabled
Layer_17	Enabled
Layer_18	Enabled
Layer_19	Enabled
Layer_20	Enabled
Layer_21	Enabled
Layer_22	Enabled
Layer_23	Enabled
Layer_24	Enabled
Layer_25	Enabled
Layer_26	Enabled
Layer_27	Enabled
Layer_28	Enabled
Layer_29	Enabled
Layer_30	Enabled
Layer_31	Enabled

Graphic view_1

Type	Graphic view
-------------	--------------

General					
----------------	--	--	--	--	--

Graphic	Esercitazioni PLC 2022 Gottardo				
----------------	---------------------------------	--	--	--	--

Appearance					
-------------------	--	--	--	--	--

Background color	173, 174, 181	Background fill pattern	Transparent	Border width	0
-------------------------	---------------	--------------------------------	-------------	---------------------	---

Line style	Solid	Border color	0, 0, 0		
-------------------	-------	---------------------	---------	--	--

Layout					
---------------	--	--	--	--	--

X position	17	Y position	41	Width	754
-------------------	----	-------------------	----	--------------	-----

Height	402	Fit embedded graphic object to screen size	Fit graphic to object size	Fit graphic to size	Stretch graphic
---------------	-----	---	----------------------------	----------------------------	-----------------

Fit object to contents	Disabled				
-------------------------------	----------	--	--	--	--

Miscellaneous					
----------------------	--	--	--	--	--

Name	Graphic view_1	Layer	0 - Layer_0		
-------------	----------------	--------------	-------------	--	--

HMI_1 [KTP700 Basic PN] / Screens

corsi

Hardcopy of corsi

General

Name	corsi	Background color	255, 255, 255	Grid color	0, 0, 0
Number	5	Template	Template_1	Tooltip	

Layers

Active layer	0
--------------	---

Layer_0	Enabled
Layer_1	Enabled
Layer_2	Enabled
Layer_3	Enabled
Layer_4	Enabled
Layer_5	Enabled
Layer_6	Enabled
Layer_7	Enabled
Layer_8	Enabled
Layer_9	Enabled
Layer_10	Enabled
Layer_11	Enabled
Layer_12	Enabled
Layer_13	Enabled
Layer_14	Enabled
Layer_15	Enabled
Layer_16	Enabled
Layer_17	Enabled
Layer_18	Enabled
Layer_19	Enabled
Layer_20	Enabled
Layer_21	Enabled
Layer_22	Enabled
Layer_23	Enabled
Layer_24	Enabled
Layer_25	Enabled
Layer_26	Enabled
Layer_27	Enabled
Layer_28	Enabled
Layer_29	Enabled
Layer_30	Enabled
Layer_31	Enabled

Graphic view_1

Type	Graphic view
------	--------------

General					
----------------	--	--	--	--	--

Graphic	Corsi PLC G-Tronic				
----------------	--------------------	--	--	--	--

Appearance					
-------------------	--	--	--	--	--

Background color	173, 174, 181	Background fill pattern	Transparent	Border width	0
-------------------------	---------------	--------------------------------	-------------	---------------------	---

Line style	Solid	Border color	0, 0, 0
-------------------	-------	---------------------	---------

Layout					
---------------	--	--	--	--	--

X position	0	Y position	42	Width	800
-------------------	---	-------------------	----	--------------	-----

Height	388	Fit embedded graphic object to screen size	Fit graphic to object size	Fit graphic to size	Stretch graphic
---------------	-----	---	----------------------------	----------------------------	-----------------

Fit object to contents	Disabled
-------------------------------	----------


Miscellaneous					
----------------------	--	--	--	--	--

Name	Graphic view_1	Layer	0 - Layer_0
-------------	----------------	--------------	-------------

HMI_1 [KTP700 Basic PN] / Screens

diagrammi

Hardcopy of diagrammi



ing Gottardo Marco Ph.d.

12/31/2

.3.2.1.0	
0 0 0 0	0s
0 1 0 0	1s
0 1 0 1	3s
1 1 1 1	5s
1 1 1 0	6s
1 0 1 0	7s
1 0 0 0	9s
1 1 0 0	13s
0 1 0 0	14s
0 0 0 0	17s
reset	19s

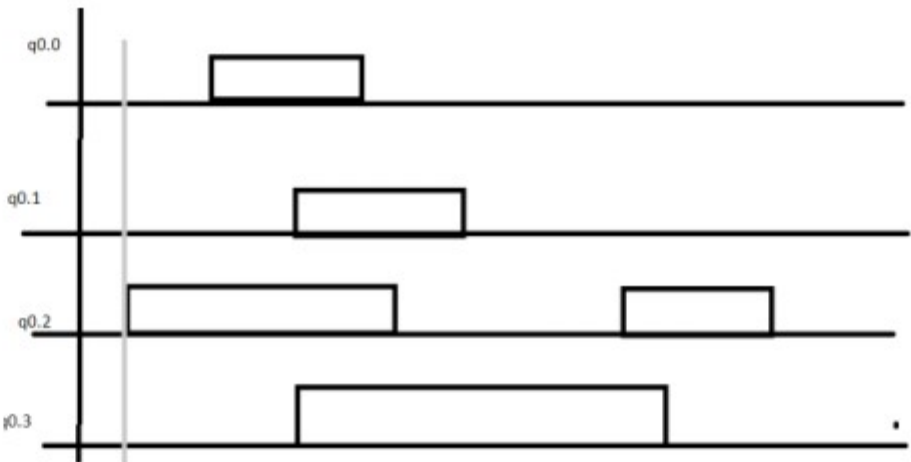


Diagramma fornito dal cliente, scandito da sinistra a destra fornisce la tabella mostrata sul lato sinistro. Realizziamo la sequenza con impostazioni set e rest delle bobine singolarmente

General					
Name	diagrammi	Background color	255, 255, 255	Grid color	0, 0, 0
Number	4	Template	Template_1	Tooltip	

Layers	
Active layer	0

Layer_0	Enabled
Layer_1	Enabled
Layer_2	Enabled
Layer_3	Enabled
Layer_4	Enabled
Layer_5	Enabled
Layer_6	Enabled
Layer_7	Enabled
Layer_8	Enabled
Layer_9	Enabled
Layer_10	Enabled
Layer_11	Enabled
Layer_12	Enabled
Layer_13	Enabled
Layer_14	Enabled
Layer_15	Enabled
Layer_16	Enabled
Layer_17	Enabled
Layer_18	Enabled
Layer_19	Enabled
Layer_20	Enabled
Layer_21	Enabled
Layer_22	Enabled
Layer_23	Enabled
Layer_24	Enabled
Layer_25	Enabled
Layer_26	Enabled
Layer_27	Enabled
Layer_28	Enabled
Layer_29	Enabled
Layer_30	Enabled
Layer_31	Enabled

Graphic view_1	
Type	Graphic view

Totally Integrated Automation Portal					
General					
Graphic	Graphic_1				
Appearance					
Background color	173, 174, 181	Background fill pattern	Transparent	Border width	0
Line style	Solid	Border color	0, 0, 0		
Layout					
X position	200	Y position	66	Width	578
Height	295	Fit embedded graphic object to screen size	Fit graphic to object size	Fit graphic to size	Stretch graphic
Fit object to contents	Disabled				
Miscellaneous					
Name	Graphic view_1	Layer	0 - Layer_0		
Graphic view_2					
Type	Graphic view				
General					
Graphic	Graphic_2				
Appearance					
Background color	173, 174, 181	Background fill pattern	Transparent	Border width	0
Line style	Solid	Border color	0, 0, 0		
Layout					
X position	22	Y position	68	Width	128
Height	366	Fit embedded graphic object to screen size	Fit graphic to object size	Fit graphic to size	Stretch graphic
Fit object to contents	Disabled				
Miscellaneous					
Name	Graphic view_2	Layer	0 - Layer_0		
Text field_1					
Type	Text field				
General					
Text	Diagramma fornito dal cliente, scandito da sinistra a destra fornisce				
Appearance					
Background color	255, 255, 255	Background fill pattern	Transparent	Corner radius (border)	3
Foreground color	49, 52, 74	Border width	0	Line style	Double line
Border color	66, 73, 82	Border background color	99, 101, 115		
Layout					
X position	191	Y position	367	Width	558
Height	23	Left margin	3	Top margin	2
Right margin	2	Bottom margin	2	Fit object to contents	Enabled
Text format					
Font	Tahoma, 16px, style=Bold		Orientation	Horizontal	
Vertical alignment	Middle	Line break	Disabled		
Flashing					
Flashing	Disabled				
Styles/Designs					
Use style/design	Disabled		Style item appearance		
Miscellaneous					
Name	Text field_1	Layer	0 - Layer_0		
Text field_2					
Type	Text field				
General					
Text	la tabella mostrata sul lato sinistro. Realizziamo la sequenza con				
Appearance					
Background color	255, 255, 255	Background fill pattern	Transparent	Corner radius (border)	3
Foreground color	49, 52, 74	Border width	0	Line style	Double line
Border color	66, 73, 82	Border background color	99, 101, 115		
Layout					
X position	189	Y position	390	Width	541
Height	23	Left margin	3	Top margin	2
Right margin	2	Bottom margin	2	Fit object to contents	Enabled
Text format					
Font	Tahoma, 16px, style=Bold		Orientation	Horizontal	
Vertical alignment	Middle	Line break	Disabled		
Flashing					
Flashing	Disabled				
Styles/Designs					
Use style/design	Disabled		Style item appearance		
Miscellaneous					
Name	Text field_2	Layer	0 - Layer_0		
Text field_4					
Type	Text field				

General					
----------------	--	--	--	--	--

Text	impostazioni set e rest delle bobine singolarmente				
-------------	--	--	--	--	--

Appearance					
-------------------	--	--	--	--	--

Background color	255, 255, 255	Background fill pattern	Transparent	Corner radius (border)	3
Foreground color	49, 52, 74	Border width	0	Line style	Double line
Border color	66, 73, 82	Border background color	99, 101, 115		

Layout					
---------------	--	--	--	--	--

X position	191	Y position	413	Width	438
Height	23	Left margin	3	Top margin	2
Right margin	2	Bottom margin	2	Fit object to contents	Enabled

Text format					
--------------------	--	--	--	--	--

Font	Tahoma, 16px, style=Bold	Orientation	Horizontal	Horizontal alignment	Left
Vertical alignment	Middle	Line break	Disabled		

Flashing					
-----------------	--	--	--	--	--

Flashing	Disabled				
-----------------	----------	--	--	--	--

Styles/Designs					
-----------------------	--	--	--	--	--

Use style/design	Disabled	Style item appearance			
-------------------------	----------	------------------------------	--	--	--


Miscellaneous					
----------------------	--	--	--	--	--

Name	Text field_4	Layer	0 - Layer_0		
-------------	--------------	--------------	-------------	--	--

HMI_1 [KTP700 Basic PN] / Screens

home

Hardcopy of home



General

Name	home	Background color	255, 255, 255	Grid color	0, 0, 0
Number	2	Template	Template_1	Tooltip	

Layers

Active layer	0
Layer_0	Enabled
Layer_1	Enabled
Layer_2	Enabled
Layer_3	Enabled
Layer_4	Enabled
Layer_5	Enabled
Layer_6	Enabled
Layer_7	Enabled
Layer_8	Enabled
Layer_9	Enabled
Layer_10	Enabled
Layer_11	Enabled
Layer_12	Enabled
Layer_13	Enabled
Layer_14	Enabled
Layer_15	Enabled
Layer_16	Enabled
Layer_17	Enabled
Layer_18	Enabled
Layer_19	Enabled
Layer_20	Enabled
Layer_21	Enabled
Layer_22	Enabled
Layer_23	Enabled
Layer_24	Enabled
Layer_25	Enabled
Layer_26	Enabled
Layer_27	Enabled
Layer_28	Enabled
Layer_29	Enabled
Layer_30	Enabled
Layer_31	Enabled

Graphic view_1

Type	Graphic view
-------------	--------------

Totally Integrated Automation Portal						
General						
Graphic	ALSI rid					
Appearance						
Background color	173, 174, 181	Background fill pattern	Transparent	Border width	0	
Line style	Solid	Border color	0, 0, 0			
Layout						
X position	175	Y position	68	Width	462	
Height	163	Fit embedded graphic object to screen size	Fit graphic to object size	Fit graphic to size	Stretch graphic	
Fit object to contents	Disabled					
Miscellaneous						
Name	Graphic view_1	Layer	0 - Layer_0			
Text field_1						
Type	Text field					
General						
Text	creazione sequencer da diagramma corsa tempo fornito dal cliente					
Appearance						
Background color	255, 255, 255	Background fill pattern	Transparent	Corner radius (border)	3	
Foreground color	49, 52, 74	Border width	0	Line style	Double line	
Border color	66, 73, 82	Border background color	99, 101, 115			
Layout						
X position	127	Y position	246	Width	549	
Height	23	Left margin	3	Top margin	2	
Right margin	2	Bottom margin	2	Fit object to contents	Enabled	
Text format						
Font	Tahoma, 16px, style=Bold		Orientation	Horizontal	Horizontal alignment	Left
Vertical alignment	Middle		Line break	Disabled		
Flashing						
Flashing	Disabled					
Styles/Designs						
Use style/design	Disabled		Style item appearance			
Miscellaneous						
Name	Text field_1	Layer	0 - Layer_0			
Text field_2						
Type	Text field					
General						
Text	23 dicembre 2021					
Appearance						
Background color	255, 255, 255	Background fill pattern	Transparent	Corner radius (border)	3	
Foreground color	49, 52, 74	Border width	0	Line style	Double line	
Border color	66, 73, 82	Border background color	99, 101, 115			
Layout						
X position	325	Y position	283	Width	150	
Height	23	Left margin	3	Top margin	2	
Right margin	2	Bottom margin	2	Fit object to contents	Enabled	
Text format						
Font	Tahoma, 16px, style=Bold		Orientation	Horizontal	Horizontal alignment	Left
Vertical alignment	Middle		Line break	Disabled		
Flashing						
Flashing	Disabled					
Styles/Designs						
Use style/design	Disabled		Style item appearance			
Miscellaneous						
Name	Text field_2	Layer	0 - Layer_0			
Text field_3						
Type	Text field					
General						
Text	corsi PLC Padova					
Appearance						
Background color	255, 255, 255	Background fill pattern	Transparent	Corner radius (border)	3	
Foreground color	49, 52, 74	Border width	0	Line style	Double line	
Border color	66, 73, 82	Border background color	99, 101, 115			
Layout						
X position	326	Y position	326	Width	149	
Height	23	Left margin	3	Top margin	2	
Right margin	2	Bottom margin	2	Fit object to contents	Enabled	
Text format						
Font	Tahoma, 16px, style=Bold		Orientation	Horizontal	Horizontal alignment	Left
Vertical alignment	Middle		Line break	Disabled		
Flashing						
Flashing	Disabled					

Styles/Designs			
-----------------------	--	--	--

Use style/design	Disabled	Style item appearance	
------------------	----------	-----------------------	--


Miscellaneous			
----------------------	--	--	--

Name	Text field_3	Layer	0 - Layer_0
------	--------------	-------	-------------

HMI_1 [KTP700 Basic PN] / Screens

trend

Hardcopy of trend



General					
Name	trend	Background color	255, 255, 255	Grid color	0, 0, 0
Number	1	Template	Template_1	Tooltip	

Layers	
Active layer	0

Layer_0	Enabled
Layer_1	Enabled
Layer_2	Enabled
Layer_3	Enabled
Layer_4	Enabled
Layer_5	Enabled
Layer_6	Enabled
Layer_7	Enabled
Layer_8	Enabled
Layer_9	Enabled
Layer_10	Enabled
Layer_11	Enabled
Layer_12	Enabled
Layer_13	Enabled
Layer_14	Enabled
Layer_15	Enabled
Layer_16	Enabled
Layer_17	Enabled
Layer_18	Enabled
Layer_19	Enabled
Layer_20	Enabled
Layer_21	Enabled
Layer_22	Enabled
Layer_23	Enabled
Layer_24	Enabled
Layer_25	Enabled
Layer_26	Enabled
Layer_27	Enabled
Layer_28	Enabled
Layer_29	Enabled
Layer_30	Enabled
Layer_31	Enabled

Group	
Type	Group

Totally Integrated Automation Portal					
Layout					
X position	6	Y position	116	Width	786
Height	69				
Miscellaneous					
Name	Group	Layer	0 - Layer_0		
Trend view_2					
Type	Trend view				
Appearance					
Color of scale	132, 130, 132	Background color	247, 243, 247	Side time axis	From the right
Activate gridline	Enabled	Gridline style	Line and area	Color of the grid lines	123, 125, 132
Alternative diagram color	239, 235, 239	Reference axis	Left	Show ruler	Disabled
Color of ruler	123, 125, 132	Focus width	2	Focus color	148, 182, 231
Border					
Width (border)	1	Style (border)	Solid	Foreground color (border)	107, 113, 123
Background color (border)	99, 105, 115	Corner radius (border)	4		
Layout					
X position	5	Y position	190	Width	786
Height	66				
Text format					
Axis label font	Tahoma, 13px, style=Bold	Table font	Tahoma, 15px	Table header font	Tahoma, 15px, style=Bold
Toolbar					
Toolbar	Disabled				
Button border					
Width (button border)	1	Style (button border)	Solid	Foreground color (button border)	156, 154, 165
Background color (button border)	99, 101, 115	Corner radius (button border)	3		
Button fill pattern					
Fill pattern (button fill pattern)	Vertical gradient	Background color (button fill pattern)	239, 235, 239	Background color gradient (button fill pattern)	239, 235, 239
Gradient 1 (button fill pattern)	Enabled	Color gradient 1 (button fill pattern)	247, 247, 247	Offset gradient 1 (button fill pattern)	15
Gradient 2 (button fill pattern)	Enabled	Color gradient 2 (button fill pattern)	231, 223, 222	Offset gradient 2 (button fill pattern)	15
Table					
Show value table	Disabled	Show grid lines	Enabled	Table grid color	255, 255, 255
Background color of table	255, 255, 255	Alternative color	231, 231, 239	Number of visible items	2
Foreground color of table header	255, 255, 255	Background color of table header	132, 134, 140	Foreground color of table	24, 28, 49
Table header border					
Width (table header border)	1	Style (table header border)	Solid	Color (table header border)	99, 97, 107
Background color (table header border)	99, 97, 107	Corner radius (table header border)	2		
Table header fill pattern					
Fill pattern (table header fill pattern)	Vertical gradient	Background color gradient (table header fill pattern)	132, 134, 140	Gradient 1 (table header fill pattern)	Disabled
Color gradient 1 (table header fill pattern)	123, 130, 140	Offset gradient 1 (table header fill pattern)	15	Gradient 2 (table header fill pattern)	Enabled
Color gradient 2 (table header fill pattern)	90, 89, 99	Offset gradient 2 (table header fill pattern)	15		
X axis					
Display X axis	Enabled	Mode of time axis	Time	Show labeling of X axis	Disabled
Scale caption X axis bunch values	Disabled	Increment of X axis marks	5	Increment of large X axis marks	4
Start of time axis	0	End of time axis	100	Number of points for time axis	100
Range for time axis	50				
Left Y axis					
Display left Y axis	Enabled	Automatic value range for left Y axis	Disabled	Start value of left Y axis	0
End value of left Y axis	15	Auxiliary line left Y axis	Disabled	Value for auxiliary line left Y axis	50
Display left Y axis labeling	Enabled	Scale labeling left Y axis bunch values	Enabled	Label length for left Y axis	3
Increment marks left Y axis	5	Increment of large marks for left Y axis	4		
Right Y axis					
Display right Y axis	Enabled	Automatic value range right Y axis	Disabled	Start value of right Y axis	0
End value of right Y axis	15	Auxiliary line right Y axis	Disabled	Value for auxiliary line right Y axis	0
Display right Y axis labeling	Enabled	Scale labeling right Y axis bunch values	Enabled	Label length for right Y axis	3
Increment marks right Y axis	5	Increment large marks right Y axis	4		
Styles/Designs					
Use style/design	Disabled	Style item appearance			

Miscellaneous

Name	Trend view_2	Layer	0 - Layer_0
Trend\Trend_1			
Bar width	100	Trend display mode	Bar
Limit value line	Disabled	Line style	Solid
Color low limit	255, 255, 0	Name	Trend_1
Trend values	999	Side	Left
Trend tag	process variables_valvola 2	Trend type	Cyclical real time
Foreground color	0, 0, 0	Logging tag	
Cyclic	0.1	Status color	0, 0, 255
Color high limit	255, 0, 0		

Text field_2

Type	Text field
General	
Text	stato valvola 2
Appearance	
Background color	255, 255, 255
Background fill pattern	Transparent
Corner radius (border)	3
Foreground color	49, 52, 74
Border width	0
Line style	Double line
Border color	66, 73, 82
Border background color	99, 101, 115
Layout	
X position	39
Y position	190
Width	125
Height	23
Left margin	3
Top margin	2
Right margin	2
Bottom margin	2
Fit object to contents	Enabled
Text format	
Font	Tahoma, 16px, style=Bold
Orientation	Horizontal
Horizontal alignment	Left
Vertical alignment	Middle
Line break	Disabled
Flashing	
Flashing	Disabled
Styles/Designs	
Use style/design	Disabled
Style item appearance	
Miscellaneous	
Name	Text field_2
Layer	0 - Layer_0

PlotLight_Round_G_1

Type	Graphic I/O field
General	
Process value	0
Bit number	0
Mode	Two states
Value status ON	1
Graphic ON	PilotLight_Round_G_On_256c
Graphic OFF	PilotLight_Round_G_Off_256c
Appearance	
Background color	181, 182, 181
Background fill pattern	Solid
Focus width	1
Focus color	0, 0, 0
Border width	0
Line style	Solid
Border color	0, 0, 0
Layout	
X position	175
Y position	195
Width	18
Height	15
Fit embedded graphic object to screen size	Fit graphic to object size
Fit graphic to size	Stretch graphic
Fit object to contents	Disabled
Limits	
Color for High limit violated	255, 0, 0
Color for Low limit violated	255, 255, 0
Miscellaneous	
Name	PlotLight_Round_G_1
Layer	0 - Layer_0
Tooltip	
Security	
Authorization	
Allow operator control	Enabled
Dynamizations\Tag connection	
Property name	Process value
Tag	process variables_stato valvola ev2

Trend view_3

Type	Trend view
Appearance	
Color of scale	132, 130, 132
Background color	247, 243, 247
Side time axis	From the right
Activate gridline	Enabled
Gridline style	Line and area
Color of the grid lines	123, 125, 132
Alternative diagram color	239, 235, 239
Reference axis	Left
Show ruler	Disabled
Color of ruler	123, 125, 132
Focus width	2
Focus color	148, 182, 231
Border	
Width (border)	1
Style (border)	Solid
Foreground color (border)	107, 113, 123
Background color (border)	99, 105, 115
Corner radius (border)	4
Layout	
X position	4
Y position	264
Width	786
Height	66
Text format	
Axis label font	Tahoma, 13px, style=Bold
Table font	Tahoma, 15px
Table header font	Tahoma, 15px, style=Bold
Toolbar	
Toolbar	Disabled
Button border	
Width (button border)	1
Style (button border)	Solid
Foreground color (button border)	156, 154, 165
Background color (button border)	99, 101, 115
Corner radius (button border)	3

Totally Integrated Automation Portal					
Button fill pattern					
Fill pattern (button fill pattern)	Vertical gradient	Background color (button fill pattern)	239, 235, 239	Background color gradient (button fill pattern)	239, 235, 239
Gradient 1 (button fill pattern)	Enabled	Color gradient 1 (button fill pattern)	247, 247, 247	Offset gradient 1 (button fill pattern)	15
Gradient 2 (button fill pattern)	Enabled	Color gradient 2 (button fill pattern)	231, 223, 222	Offset gradient 2 (button fill pattern)	15
Table					
Show value table	Disabled	Show grid lines	Enabled	Table grid color	255, 255, 255
Background color of table	255, 255, 255	Alternative color	231, 231, 239	Number of visible items	2
Foreground color of table header	255, 255, 255	Background color of table header	132, 134, 140	Foreground color of table	24, 28, 49
Table header border					
Width (table header border)	1	Style (table header border)	Solid	Color (table header border)	99, 97, 107
Background color (table header border)	99, 97, 107	Corner radius (table header border)	2		
Table header fill pattern					
Fill pattern (table header fill pattern)	Vertical gradient	Background color gradient (table header fill pattern)	132, 134, 140	Gradient 1 (table header fill pattern)	Disabled
Color gradient 1 (table header fill pattern)	123, 130, 140	Offset gradient 1 (table header fill pattern)	15	Gradient 2 (table header fill pattern)	Enabled
Color gradient 2 (table header fill pattern)	90, 89, 99	Offset gradient 2 (table header fill pattern)	15		
X axis					
Display X axis	Enabled	Mode of time axis	Time	Show labeling of X axis	Disabled
Scale caption X axis bunch values	Disabled	Increment of X axis marks	5	Increment of large X axis marks	4
Start of time axis	0	End of time axis	100	Number of points for time axis	100
Range for time axis	50				
Left Y axis					
Display left Y axis	Enabled	Automatic value range for left Y axis	Disabled	Start value of left Y axis	0
End value of left Y axis	15	Auxiliary line left Y axis	Disabled	Value for auxiliary line left Y axis	50
Display left Y axis labeling	Enabled	Scale labeling left Y axis bunch values	Enabled	Label length for left Y axis	3
Increment marks left Y axis	5	Increment of large marks for left Y axis	4		
Right Y axis					
Display right Y axis	Enabled	Automatic value range right Y axis	Disabled	Start value of right Y axis	0
End value of right Y axis	15	Auxiliary line right Y axis	Disabled	Value for auxiliary line right Y axis	0
Display right Y axis labeling	Enabled	Scale labeling right Y axis bunch values	Enabled	Label length for right Y axis	3
Increment marks right Y axis	5	Increment large marks right Y axis	4		
Styles/Designs					
Use style/design	Disabled	Style item appearance			
Miscellaneous					
Name	Trend view_3	Layer	0 - Layer_0		
Trend\Trend_1					
Bar width	100	Trend display mode	Bar	Foreground color	0, 0, 0
Limit value line	Disabled	Line style	Solid	Logging tag	
Color low limit	255, 255, 0	Name	Trend_1	Cyclic	0.1
Trend values	999	Side	Left	Status color	0, 0, 255
Trend tag	process variables_valvola 3	Trend type	Cyclical real time	Color high limit	255, 0, 0
Text field_3					
Type	Text field				
General					
Text	stato valvola 3				
Appearance					
Background color	255, 255, 255	Background fill pattern	Transparent	Corner radius (border)	3
Foreground color	49, 52, 74	Border width	0	Line style	Double line
Border color	66, 73, 82	Border background color	99, 101, 115		
Layout					
X position	38	Y position	261	Width	125
Height	23	Left margin	3	Top margin	2
Right margin	2	Bottom margin	2	Fit object to contents	Enabled
Text format					
Font	Tahoma, 16px, style=Bold	Orientation	Horizontal	Horizontal alignment	Left
Vertical alignment	Middle	Line break	Disabled		
Flashing					
Flashing	Disabled				
Styles/Designs					
Use style/design	Disabled	Style item appearance			

Totally Integrated Automation Portal					
Miscellaneous					
Name	Text field_3	Layer	0 - Layer_0		
PlotLight_Round_G_2					
Type	Graphic I/O field				
General					
Process value	0	Bit number	0	Mode	Two states
Value status ON	1	Graphic ON	PilotLight_Round_G_On_256c	Graphic OFF	PilotLight_Round_G_Off_256c
Graphic list					
Appearance					
Background color	181, 182, 181	Background fill pattern	Solid	Focus width	1
Focus color	0, 0, 0	Border width	0	Line style	Solid
Border color	0, 0, 0				
Layout					
X position	174	Y position	266	Width	18
Height	15	Fit embedded graphic object to screen size	Fit graphic to object size	Fit graphic to size	Stretch graphic
Fit object to contents	Disabled				
Limits					
Color for High limit violated	255, 0, 0	Color for Low limit violated	255, 255, 0		
Miscellaneous					
Name	PlotLight_Round_G_2	Layer	0 - Layer_0	Tooltip	
Security					
Authorization		Allow operator control	Enabled		
Dynamizations\Tag connection					
Property name	Process value	Tag	process variables_stato valvola ev3		
Trend view_4					
Type	Trend view				
Appearance					
Color of scale	132, 130, 132	Background color	247, 243, 247	Side time axis	From the right
Activate gridline	Enabled	Gridline style	Line and area	Color of the grid lines	123, 125, 132
Alternative diagram color	239, 235, 239	Reference axis	Left	Show ruler	Disabled
Color of ruler	123, 125, 132	Focus width	2	Focus color	148, 182, 231
Border					
Width (border)	1	Style (border)	Solid	Foreground color (border)	107, 113, 123
Background color (border)	99, 105, 115	Corner radius (border)	4		
Layout					
X position	3	Y position	335	Width	786
Height	66				
Text format					
Axis label font	Tahoma, 13px, style=Bold	Table font	Tahoma, 15px	Table header font	Tahoma, 15px, style=Bold
Toolbar					
Toolbar	Disabled				
Button border					
Width (button border)	1	Style (button border)	Solid	Foreground color (button border)	156, 154, 165
Background color (button border)	99, 101, 115	Corner radius (button border)	3		
Button fill pattern					
Fill pattern (button fill pattern)	Vertical gradient	Background color (button fill pattern)	239, 235, 239	Background color gradient (button fill pattern)	239, 235, 239
Gradient 1 (button fill pattern)	Enabled	Color gradient 1 (button fill pattern)	247, 247, 247	Offset gradient 1 (button fill pattern)	15
Gradient 2 (button fill pattern)	Enabled	Color gradient 2 (button fill pattern)	231, 223, 222	Offset gradient 2 (button fill pattern)	15
Table					
Show value table	Disabled	Show grid lines	Enabled	Table grid color	255, 255, 255
Background color of table	255, 255, 255	Alternative color	231, 231, 239	Number of visible items	2
Foreground color of table header	255, 255, 255	Background color of table header	132, 134, 140	Foreground color of table	24, 28, 49
Table header border					
Width (table header border)	1	Style (table header border)	Solid	Color (table header border)	99, 97, 107
Background color (table header border)	99, 97, 107	Corner radius (table header border)	2		
Table header fill pattern					
Fill pattern (table header fill pattern)	Vertical gradient	Background color gradient (table header fill pattern)	132, 134, 140	Gradient 1 (table header fill pattern)	Disabled
Color gradient 1 (table header fill pattern)	123, 130, 140	Offset gradient 1 (table header fill pattern)	15	Gradient 2 (table header fill pattern)	Enabled
Color gradient 2 (table header fill pattern)	90, 89, 99	Offset gradient 2 (table header fill pattern)	15		
X axis					
Display X axis	Enabled	Mode of time axis	Time	Show labeling of X axis	Disabled

Totally Integrated Automation Portal					
Scale caption X axis bunch values	Disabled	Increment of X axis marks	5	Increment of large X axis marks	4
Start of time axis	0	End of time axis	100	Number of points for time axis	100
Range for time axis	50				
Left Y axis					
Display left Y axis	Enabled	Automatic value range for left Y axis	Disabled	Start value of left Y axis	0
End value of left Y axis	15	Auxiliary line left Y axis	Disabled	Value for auxiliary line left Y axis	50
Display left Y axis labeling	Enabled	Scale labeling left Y axis bunch values	Enabled	Label length for left Y axis	3
Increment marks left Y axis	5	Increment of large marks for left Y axis	4		
Right Y axis					
Display right Y axis	Enabled	Automatic value range right Y axis	Disabled	Start value of right Y axis	0
End value of right Y axis	15	Auxiliary line right Y axis	Disabled	Value for auxiliary line right Y axis	0
Display right Y axis labeling	Enabled	Scale labeling right Y axis bunch values	Enabled	Label length for right Y axis	3
Increment marks right Y axis	5	Increment large marks right Y axis	4		
Styles/Designs					
Use style/design	Disabled	Style item appearance			
Miscellaneous					
Name	Trend view_4	Layer	0 - Layer_0		
Trend\Trend_1					
Bar width	100	Trend display mode	Bar	Foreground color	0, 0, 0
Limit value line	Disabled	Line style	Solid	Logging tag	
Color low limit	255, 255, 0	Name	Trend_1	Cyclic	0.1
Trend values	999	Side	Left	Status color	0, 0, 255
Trend tag	process variables_valvola 4	Trend type	Cyclical real time	Color high limit	255, 0, 0
Text field_4					
Type	Text field				
General					
Text	stato valvola 4				
Appearance					
Background color	255, 255, 255	Background fill pattern	Transparent	Corner radius (border)	3
Foreground color	49, 52, 74	Border width	0	Line style	Double line
Border color	66, 73, 82	Border background color	99, 101, 115		
Layout					
X position	37	Y position	332	Width	125
Height	23	Left margin	3	Top margin	2
Right margin	2	Bottom margin	2	Fit object to contents	Enabled
Text format					
Font	Tahoma, 16px, style=Bold	Orientation	Horizontal	Horizontal alignment	Left
Vertical alignment	Middle	Line break	Disabled		
Flashing					
Flashing	Disabled				
Styles/Designs					
Use style/design	Disabled	Style item appearance			
Miscellaneous					
Name	Text field_4	Layer	0 - Layer_0		
PlotLight_Round_G_3					
Type	Graphic I/O field				
General					
Process value	0	Bit number	0	Mode	Two states
Value status ON	1	Graphic ON	PilotLight_Round_G_On_256c	Graphic OFF	PilotLight_Round_G_Off_256c
Graphic list					
Appearance					
Background color	181, 182, 181	Background fill pattern	Solid	Focus width	1
Focus color	0, 0, 0	Border width	0	Line style	Solid
Border color	0, 0, 0				
Layout					
X position	173	Y position	337	Width	18
Height	15	Fit embedded graphic object to screen size	Fit graphic to object size	Fit graphic to size	Stretch graphic
Fit object to contents	Disabled				
Limits					
Color for High limit violated	255, 0, 0	Color for Low limit violated	255, 255, 0		
Miscellaneous					
Name	PlotLight_Round_G_3	Layer	0 - Layer_0	Tooltip	
Security					
Authorization		Allow operator control	Enabled		
Dynamizations\Tag connection					
Property name	Process value	Tag	process variables_stato valvola ev4		

HMI_1 [KTP700 Basic PN] / Screen management / Templates

Template_1

Hardcopy of Template_1



General

Name	Template_1	Background color	181, 182, 181	Grid color	0, 0, 0
Tab sequence in foreground	Enabled				

Layers

Active layer	0
Layer_0	Enabled
Layer_1	Enabled
Layer_2	Enabled
Layer_3	Enabled
Layer_4	Enabled
Layer_5	Enabled
Layer_6	Enabled
Layer_7	Enabled
Layer_8	Enabled
Layer_9	Enabled
Layer_10	Enabled
Layer_11	Enabled
Layer_12	Enabled
Layer_13	Enabled
Layer_14	Enabled
Layer_15	Enabled
Layer_16	Enabled
Layer_17	Enabled
Layer_18	Enabled
Layer_19	Enabled
Layer_20	Enabled
Layer_21	Enabled
Layer_22	Enabled
Layer_23	Enabled
Layer_24	Enabled
Layer_25	Enabled
Layer_26	Enabled
Layer_27	Enabled
Layer_28	Enabled
Layer_29	Enabled
Layer_30	Enabled
Layer_31	Enabled

Template_Line_1

Type	Line
-------------	------

Appearance					
Line width	1	Line style	Solid	Color	24, 28, 49
Background color	255, 255, 255	Fill pattern	Transparent	Line-start style	Default
Line-end style	Default	Line-end shape	Flush		
Layout					
X position	1	Y position	33	Width	792
Height	2	Line start X position	1	Line start Y position	35
Line end X position	793	Line end Y position	33		
Styles/Designs					
Use style/design	Disabled	Style item appearance			
Miscellaneous					
Name	Template_Line_1	Layer	0 - Layer_0		

Template_Line_2					
Type	Line				
Appearance					
Line width	1	Line style	Solid	Color	24, 28, 49
Background color	255, 255, 255	Fill pattern	Transparent	Line-start style	Default
Line-end style	Default	Line-end shape	Flush		
Layout					
X position	1	Y position	446	Width	796
Height	1	Line start X position	1	Line start Y position	447
Line end X position	797	Line end Y position	446		
Styles/Designs					
Use style/design	Disabled	Style item appearance			
Miscellaneous					
Name	Template_Line_2	Layer	0 - Layer_0		

Template_Graphic view_1					
Type	Graphic view				
General					
Graphic	Graphic_3				
Appearance					
Background color	173, 174, 181	Background fill pattern	Transparent	Border width	0
Line style	Solid	Border color	0, 0, 0		
Layout					
X position	0	Y position	0	Width	141
Height	35	Fit embedded graphic object to screen size	Fit graphic to object size	Fit graphic to size	Stretch graphic
Fit object to contents	Disabled				
Miscellaneous					
Name	Template_Graphic view_1	Layer	0 - Layer_0		

Template_Date/time field_1						
Type	Date/time field					
General						
Display system time	Enabled	Process value		Show date	Enabled	
Show time	Enabled	Mode	Output			
Appearance						
Foreground color	49, 52, 74	Background color	255, 255, 255	Background fill pattern	Solid	
Corner radius (border)	3	Border width	4	Line style	Double line	
Border color	66, 73, 82	Border background color	99, 101, 115			
Layout						
X position	562	Y position	1	Width	219	
Height	32	Left margin	3	Top margin	2	
Right margin	2	Bottom margin	2	Fit object to contents	Enabled	
Text format						
Font	Tahoma, 16px, style=Bold		Orientation	Horizontal	Horizontal alignment	Left
Vertical alignment	Middle					
Styles/Designs						
Use style/design	Disabled	Style item appearance				
Miscellaneous						
Name	Template_Date/time field_1	Layer	0 - Layer_0	Tooltip		
Security						
Authorization		Allow operator control	Enabled			

Softkey_F1					
Type	Function key				
General					
Key code	220	Global assignment	Disabled	Graphic	
Authorization		LED tag		Bit in the LED tag	0
Dynamizations\Event					
Event name	Press key				
Function list\ActivateScreen					
Screen name	home	Object number	0		

Softkey_F2

Type	Function key				
General					
Key code	221	Global assignment	Disabled	Graphic	
Authorization		LED tag		Bit in the LED tag	0

Dynamizations\Event					
Event name	Press key				

Function list\ActivateScreen

Screen name	trend	Object number	0
-------------	-------	---------------	---

Softkey_F3

Type	Function key				
General					
Key code	222	Global assignment	Disabled	Graphic	
Authorization		LED tag		Bit in the LED tag	0

Dynamizations\Event					
Event name	Press key				

Function list\ActivateScreen

Screen name	diagrammi	Object number	0
-------------	-----------	---------------	---

Softkey_F4

Type	Function key				
General					
Key code	223	Global assignment	Disabled	Graphic	
Authorization		LED tag		Bit in the LED tag	0

Dynamizations\Event					
Event name	Press key				

Function list\ActivateScreen

Screen name	book	Object number	0
-------------	------	---------------	---

Softkey_F5

Type	Function key				
General					
Key code	224	Global assignment	Disabled	Graphic	
Authorization		LED tag		Bit in the LED tag	0

Dynamizations\Event					
Event name	Press key				

Function list\ActivateScreen

Screen name	corsi	Object number	0
-------------	-------	---------------	---

Template_Text field_1

Type	Text field					
General						
Text	home					
Appearance						
Background color	255, 255, 255	Background fill pattern	Transparent	Corner radius (border)	3	
Foreground color	49, 52, 74	Border width	0	Line style	Double line	
Border color	66, 73, 82	Border background color	99, 101, 115			
Layout						
X position	23	Y position	451	Width	50	
Height	23	Left margin	3	Top margin	2	
Right margin	2	Bottom margin	2	Fit object to contents	Enabled	
Text format						
Font	Tahoma, 16px, style=Bold		Orientation	Horizontal	Horizontal alignment	Left
Vertical alignment	Middle		Line break	Disabled		
Flashing						
Flashing	Disabled					
Styles/Designs						
Use style/design	Disabled		Style item appearance			
Miscellaneous						
Name	Template_Text field_1	Layer	0 - Layer_0			

Template_Text field_2

Type	Text field				
General					
Text	trend				
Appearance					
Background color	255, 255, 255	Background fill pattern	Transparent	Corner radius (border)	3
Foreground color	49, 52, 74	Border width	0	Line style	Double line

Totally Integrated Automation Portal					
Border color	66, 73, 82	Border background color	99, 101, 115		
Layout					
X position	120	Y position	453	Width	49
Height	23	Left margin	3	Top margin	2
Right margin	2	Bottom margin	2	Fit object to contents	Enabled
Text format					
Font	Tahoma, 16px, style=Bold		Orientation	Horizontal	
Vertical alignment	Middle		Line break	Disabled	
Flashing					
Flashing	Disabled				
Styles/Designs					
Use style/design	Disabled		Style item appearance		
Miscellaneous					
Name	Template_Text field_2	Layer	0 - Layer_0		
Template_Text field_3					
Type	Text field				
General					
Text	grafici				
Appearance					
Background color	255, 255, 255	Background fill pattern	Transparent	Corner radius (border)	3
Foreground color	49, 52, 74	Border width	0	Line style	Double line
Border color	66, 73, 82	Border background color	99, 101, 115		
Layout					
X position	217	Y position	451	Width	56
Height	23	Left margin	3	Top margin	2
Right margin	2	Bottom margin	2	Fit object to contents	Enabled
Text format					
Font	Tahoma, 16px, style=Bold		Orientation	Horizontal	
Vertical alignment	Middle		Line break	Disabled	
Flashing					
Flashing	Disabled				
Styles/Designs					
Use style/design	Disabled		Style item appearance		
Miscellaneous					
Name	Template_Text field_3	Layer	0 - Layer_0		
Template_Text field_4					
Type	Text field				
General					
Text	book				
Appearance					
Background color	255, 255, 255	Background fill pattern	Transparent	Corner radius (border)	3
Foreground color	49, 52, 74	Border width	0	Line style	Double line
Border color	66, 73, 82	Border background color	99, 101, 115		
Layout					
X position	314	Y position	449	Width	45
Height	23	Left margin	3	Top margin	2
Right margin	2	Bottom margin	2	Fit object to contents	Enabled
Text format					
Font	Tahoma, 16px, style=Bold		Orientation	Horizontal	
Vertical alignment	Middle		Line break	Disabled	
Flashing					
Flashing	Disabled				
Styles/Designs					
Use style/design	Disabled		Style item appearance		
Miscellaneous					
Name	Template_Text field_4	Layer	0 - Layer_0		
Template_Text field_5					
Type	Text field				
General					
Text	corsi				
Appearance					
Background color	255, 255, 255	Background fill pattern	Transparent	Corner radius (border)	3
Foreground color	49, 52, 74	Border width	0	Line style	Double line
Border color	66, 73, 82	Border background color	99, 101, 115		
Layout					
X position	420	Y position	447	Width	43
Height	23	Left margin	3	Top margin	2
Right margin	2	Bottom margin	2	Fit object to contents	Enabled
Text format					
Font	Tahoma, 16px, style=Bold		Orientation	Horizontal	
Vertical alignment	Middle		Line break	Disabled	
Flashing					
Flashing	Disabled				

Styles/Designs

Use style/design	Disabled	Style item appearance	
-------------------------	----------	------------------------------	--

Miscellaneous

Name	Template_Text field_5	Layer	0 - Layer_0
-------------	-----------------------	--------------	-------------

Template_Text field_6

Type	Text field
-------------	------------

General

Text	info corsi: ad.noctis@gmail.com
-------------	---------------------------------

Appearance

Background color	255, 255, 255	Background fill pattern	Transparent	Corner radius (border)	3
Foreground color	49, 52, 74	Border width	0	Line style	Double line
Border color	66, 73, 82	Border background color	99, 101, 115		

Layout

X position	502	Y position	453	Width	261
Height	23	Left margin	3	Top margin	2
Right margin	2	Bottom margin	2	Fit object to contents	Enabled

Text format

Font	Tahoma, 16px, style=Bold	Orientation	Horizontal	Horizontal alignment	Left
-------------	--------------------------	--------------------	------------	-----------------------------	------

Vertical alignment	Middle	Line break	Disabled
---------------------------	--------	-------------------	----------

Flashing

Flashing	Disabled
-----------------	----------

Styles/Designs

Use style/design	Disabled	Style item appearance	
-------------------------	----------	------------------------------	--

Miscellaneous

Name	Template_Text field_6	Layer	0 - Layer_0
-------------	-----------------------	--------------	-------------

Template_Text field_7

Type	Text field
-------------	------------

General

Text	ing Gottardo Marco Ph.d.
-------------	--------------------------

Appearance

Background color	255, 255, 255	Background fill pattern	Transparent	Corner radius (border)	3
Foreground color	49, 52, 74	Border width	0	Line style	Double line
Border color	66, 73, 82	Border background color	99, 101, 115		

Layout

X position	238	Y position	10	Width	208
Height	23	Left margin	3	Top margin	2
Right margin	2	Bottom margin	2	Fit object to contents	Enabled

Text format

Font	Tahoma, 16px, style=Bold	Orientation	Horizontal	Horizontal alignment	Left
-------------	--------------------------	--------------------	------------	-----------------------------	------

Vertical alignment	Middle	Line break	Disabled
---------------------------	--------	-------------------	----------

Flashing

Flashing	Disabled
-----------------	----------

Styles/Designs

Use style/design	Disabled	Style item appearance	
-------------------------	----------	------------------------------	--

Miscellaneous

Name	Template_Text field_7	Layer	0 - Layer_0
-------------	-----------------------	--------------	-------------

HMI_1 [KTP700 Basic PN] / Screen management

Global screen

Hardcopy of Global screen



General

Name	Global screen	Background color	181, 182, 181	Grid color	0, 0, 0
------	---------------	------------------	---------------	------------	---------

HMI_1 [KTP700 Basic PN] / HMI tags

Default tag table [8]

process variables_valvola 1

General					
Name	process variables_valvola 1	Connection	HMI_Connection_1	Data type	Int
Array elements	0	Length	2	Address	
Access mode	<symbolic access>	PLC tag	"process variables"."valvola 1"	Coding	Binary
PLC name	PLC_1				
Settings					
Acquisition cycle	100 ms	Acquisition mode	Cyclic in operation		
Limits					
Upper 2		Lower 2			
Linear scaling					
Linear scaling	Disabled	PLC value range end value	10	PLC value range start value	0
HMI device value range end value	100	HMI device value range start value	0		
Values					
ID tag		Start value			
Comment					
Comment		Source comment			
Multiplexing					
Multiplexing	Disabled	Index tag			

process variables_stato valvola ev1

General					
Name	process variables_stato valvola ev1	Connection	HMI_Connection_1	Data type	Bool
Array elements	0	Length	1	Address	
Access mode	<symbolic access>	PLC tag	"process variables"."stato valvola ev1"	Coding	Binary
PLC name	PLC_1				
Settings					
Acquisition cycle	1 s	Acquisition mode	Cyclic in operation		
Limits					
Upper 2		Lower 2			
Linear scaling					
Linear scaling	Disabled	PLC value range end value	10	PLC value range start value	0
HMI device value range end value	100	HMI device value range start value	0		
Values					
ID tag		Start value			
Comment					
Comment		Source comment			
Multiplexing					
Multiplexing	Disabled	Index tag			

process variables_valvola 2

General					
Name	process variables_valvola 2	Connection	HMI_Connection_1	Data type	Int
Array elements	0	Length	2	Address	
Access mode	<symbolic access>	PLC tag	"process variables"."valvola 2"	Coding	Binary
PLC name	PLC_1				
Settings					
Acquisition cycle	1 s	Acquisition mode	Cyclic in operation		
Limits					
Upper 2		Lower 2			
Linear scaling					
Linear scaling	Disabled	PLC value range end value	10	PLC value range start value	0
HMI device value range end value	100	HMI device value range start value	0		
Values					
ID tag		Start value			
Comment					
Comment		Source comment			
Multiplexing					
Multiplexing	Disabled	Index tag			

process variables_valvola 3

General					
Name	process variables_valvola 3	Connection	HMI_Connection_1	Data type	Int
Array elements	0	Length	2	Address	
Access mode	<symbolic access>	PLC tag	"process variables"."valvola 3"	Coding	Binary
PLC name	PLC_1				
Settings					
Acquisition cycle	1 s	Acquisition mode	Cyclic in operation		
Limits					
Upper 2		Lower 2			
Linear scaling					
Linear scaling	Disabled	PLC value range end value	10	PLC value range start value	0

HMI device value range end value	100	HMI device value range start value	0
Values			
ID tag		Start value	
Comment			
Comment		Source comment	
Multiplexing			
Multiplexing	Disabled	Index tag	

process variables_valvola 4

General					
Name	process variables_valvola 4	Connection	HMI_Connection_1	Data type	Int
Array elements	0	Length	2	Address	
Access mode	<symbolic access>	PLC tag	"process variables"."valvola 4"	Coding	Binary
PLC name	PLC_1				
Settings					
Acquisition cycle	1 s	Acquisition mode	Cyclic in operation		
Limits					
Upper 2		Lower 2			
Linear scaling					
Linear scaling	Disabled	PLC value range end value	10	PLC value range start value	0
HMI device value range end value	100	HMI device value range start value	0		
Values					
ID tag		Start value			
Comment					
Comment		Source comment			
Multiplexing					
Multiplexing	Disabled	Index tag			

process variables_stato valvola ev2

General					
Name	process variables_stato valvola ev2	Connection	HMI_Connection_1	Data type	Bool
Array elements	0	Length	1	Address	
Access mode	<symbolic access>	PLC tag	"process variables"."stato valvola ev2"	Coding	Binary
PLC name	PLC_1				
Settings					
Acquisition cycle	1 s	Acquisition mode	Cyclic in operation		
Limits					
Upper 2		Lower 2			
Linear scaling					
Linear scaling	Disabled	PLC value range end value	10	PLC value range start value	0
HMI device value range end value	100	HMI device value range start value	0		
Values					
ID tag		Start value			
Comment					
Comment		Source comment			
Multiplexing					
Multiplexing	Disabled	Index tag			

process variables_stato valvola ev3

General					
Name	process variables_stato valvola ev3	Connection	HMI_Connection_1	Data type	Bool
Array elements	0	Length	1	Address	
Access mode	<symbolic access>	PLC tag	"process variables"."stato valvola ev3"	Coding	Binary
PLC name	PLC_1				
Settings					
Acquisition cycle	1 s	Acquisition mode	Cyclic in operation		
Limits					
Upper 2		Lower 2			
Linear scaling					
Linear scaling	Disabled	PLC value range end value	10	PLC value range start value	0
HMI device value range end value	100	HMI device value range start value	0		
Values					
ID tag		Start value			
Comment					
Comment		Source comment			
Multiplexing					
Multiplexing	Disabled	Index tag			

process variables_stato valvola ev4

General					
Name	process variables_stato valvola ev4	Connection	HMI_Connection_1	Data type	Bool
Array elements	0	Length	1	Address	
Access mode	<symbolic access>	PLC tag	"process variables"."stato valvola ev4"	Coding	Binary
PLC name	PLC_1				
Settings					
Acquisition cycle	1 s	Acquisition mode	Cyclic in operation		
Limits					
Upper 2		Lower 2			

Linear scaling					
Linear scaling	Disabled	PLC value range end value	10	PLC value range start value	0
HMI device value range end value	100	HMI device value range start value	0		
Values					
ID tag		Start value			
Comment					
Comment		Source comment			
Multiplexing					
Multiplexing	Disabled	Index tag			

HMI_1 [KTP700 Basic PN]

Connections

HMI_Connection_1

Name	HMI_Connection_1	Communication driver	SIMATIC S7 1200	Comment	
Online	Enabled	Station	S7-1200 station_1	Partner	PLC_1
Node	CPU 1214C DC/DC/DC, PROFINET interface (R0/S1)	HMI time synchronization mode	None		

Parameter

HMI device					
Interface	PROFINET (X1)	Address	192.168.0.7	Access point	S7ONLINE
PLC					
Address	192.168.0.8				

HMI_1 [KTP700 Basic PN] / HMI alarms

Discrete alarms

This folder is empty.

HMI_1 [KTP700 Basic PN] / HMI alarms

Analog alarms

This folder is empty.

HMI_1 [KTP700 Basic PN] / HMI alarms

Alarm groups

Alarm_group_1

Subtype	Alarm group		
General			
Name	Alarm_group_1	ID	1

Alarm_group_10

Subtype	Alarm group		
General			
Name	Alarm_group_10	ID	10

Alarm_group_11

Subtype	Alarm group		
General			
Name	Alarm_group_11	ID	11

Alarm_group_12

Subtype	Alarm group		
General			
Name	Alarm_group_12	ID	12

Alarm_group_13

Subtype	Alarm group		
General			
Name	Alarm_group_13	ID	13

Alarm_group_14

Subtype	Alarm group		
General			
Name	Alarm_group_14	ID	14

Alarm_group_15

Subtype	Alarm group		
General			
Name	Alarm_group_15	ID	15

Alarm_group_16

Subtype	Alarm group		
General			
Name	Alarm_group_16	ID	16

Alarm_group_2

Subtype	Alarm group		
General			
Name	Alarm_group_2	ID	2

Alarm_group_3

Subtype	Alarm group		
General			
Name	Alarm_group_3	ID	3

Alarm_group_4

Subtype	Alarm group		
General			
Name	Alarm_group_4	ID	4

Alarm_group_5

Subtype	Alarm group		
General			
Name	Alarm_group_5	ID	5

Alarm_group_6

Subtype	Alarm group		
General			
Name	Alarm_group_6	ID	6

Alarm_group_7

Subtype	Alarm group		
General			
Name	Alarm_group_7	ID	7

Alarm_group_8

Subtype	Alarm group		
General			
Name	Alarm_group_8	ID	8

Alarm_group_9

Subtype	Alarm group		
General			
Name	Alarm_group_9	ID	9

HMI_1 [KTP700 Basic PN] / HMI alarms

Alarm classes

Acknowledgement

General					
Name	Acknowledgement	Display name	A	ID	33
Common alarm class	Acknowledgement	Alarm log	<No log>		
Acknowledgment					
State machine	Alarm with single-mode acknowledgment				
State texts					
Text for "Incoming"	I	Text for "Outgoing"	O	Text for "Acknowledged"	A
Colors					
Background "Incoming/Acknowledged"	255, 255, 255	Background "Incoming"	255, 0, 0	Background "Incoming/Outgoing/Acknowledged"	255, 255, 255
Background "Incoming/Outgoing"	255, 0, 0				

Errors

General					
Name	Errors	Display name	!	ID	1
Common alarm class	<No alarm class>	Alarm log	<No log>		
Acknowledgment					
State machine	Alarm with single-mode acknowledgment				
State texts					
Text for "Incoming"	I	Text for "Outgoing"	O	Text for "Acknowledged"	A
Colors					
Background "Incoming/Acknowledged"	255, 255, 255	Background "Incoming"	255, 0, 0	Background "Incoming/Outgoing/Acknowledged"	255, 255, 255
Background "Incoming/Outgoing"	255, 0, 0				

No Acknowledgement

General					
Name	No Acknowledgement	Display name	NA	ID	34
Common alarm class	No Acknowledgement	Alarm log	<No log>		
Acknowledgment					
State machine	Alarm without acknowledgment				
State texts					
Text for "Incoming"	I	Text for "Outgoing"	O	Text for "Acknowledged"	A
Colors					
Background "Incoming/Acknowledged"	255, 255, 255	Background "Incoming"	255, 0, 0	Background "Incoming/Outgoing/Acknowledged"	255, 255, 255
Background "Incoming/Outgoing"	255, 0, 0				

System

General					
Name	System	Display name	\$	ID	3
Common alarm class	<No alarm class>	Alarm log	<No log>		
Acknowledgment					
State machine	Alarm without acknowledgment				
State texts					
Text for "Incoming"	I	Text for "Outgoing"	O	Text for "Acknowledged"	A
Colors					
Background "Incoming/Acknowledged"	255, 255, 255	Background "Incoming"	255, 255, 255	Background "Incoming/Outgoing/Acknowledged"	255, 255, 255
Background "Incoming/Outgoing"	255, 255, 255				

Warnings

General					
Name	Warnings	Display name		ID	2
Common alarm class	<No alarm class>	Alarm log	<No log>		
Acknowledgment					
State machine	Alarm without acknowledgment				
State texts					
Text for "Incoming"	I	Text for "Outgoing"	O	Text for "Acknowledged"	A
Colors					
Background "Incoming/Acknowledged"	255, 255, 255	Background "Incoming"	255, 255, 255	Background "Incoming/Outgoing/Acknowledged"	255, 255, 255

Totally Integrated Automation Portal		
--------------------------------------	--	--

Background "Incoming/Outgoing"	255, 255, 255
--------------------------------	---------------

--	--	--

HMI_1 [KTP700 Basic PN] / HMI alarms

System events

This folder is empty.

HMI_1 [KTP700 Basic PN]

Recipes

This folder is empty.

HMI_1 [KTP700 Basic PN] / Historical data

Datalogs

This folder is empty.

HMI_1 [KTP700 Basic PN] / Historical data

AlarmLogs

This folder is empty.

HMI_1 [KTP700 Basic PN]

Scheduled tasks

This folder is empty.

HMI_1 [KTP700 Basic PN] / Text and graphic lists

Text lists

This folder is empty.

HMI_1 [KTP700 Basic PN] / Text and graphic lists

Graphic lists

This folder is empty.

HMI_1 [KTP700 Basic PN] / User administration

User

Administrator

General			
Name	Administrator	Number	1
Automatic logoff			
Automatic logoff	Enabled	Logoff time	5
Comment			
Comment	The user 'Administrator' is assigned to the 'Administrator' group.		
Groups			
Groups	Administrator group;		

HMI_1 [KTP700 Basic PN] / User administration

Groups

Administrator group

General					
Name	Administrator group	Display name	Administrator group	Number	1
Password aging	Disabled				
Comment					
Comment	The 'Administrator' group is initially granted all rights.				
Authorizations					
Authorizations	User administration; Monitor; Operate;				

Users

General					
Name	Users	Display name	Users	Number	2
Password aging	Disabled				
Comment					
Comment	The 'Users' group is initially granted 'Operating' rights.				
Authorizations					
Authorizations	Operate;				

HMI_1 [KTP700 Basic PN] / User administration

Authorizations

Monitor

General			
Name	Monitor	Authorization	Monitor
Authorization number	2		
Comment			
Comment	'Monitor' authorization.		

Operate

General			
Name	Operate	Authorization	Operate
Authorization number	3		
Comment			
Comment	'Operate' authorization.		

User administration

General			
Name	User administration	Authorization	User administration
Authorization number	1		
Comment			
Comment	Authorization 'User administration' for managing users in the user view in Runtime.		